Galaxy® Flex Visual Verification

Honeywell

SWIFTER ALARM RESPONSE, FEWER FALSE ALARMS AND MORE SATISFIED CUSTOMERS

Visual alarm confirmation through your intruder security system



Fed up with **false alarms?**

Dealing with false alarms is frustrating for both you and your customers. False alarms lead to inconvenience for business and home owners and cost installers and Alarm Receiving Centres (ARCs) time and money.

False alarm facts

- Over 90% of all alarm activations across Europe are false
- Every guard or key holder intervention call outs means increased costs for both end user and ARC
- Multiple false alarms per annum result in penalties and downgrading of system response
- Installer's reputation and perceived system reliability can be damaged in the eyes of the end user

Let **visual alarm verification** eliminate false alarm headaches

So what is it?

Visual verification uses images to assist in confirming whether a triggered alarm is genuine or false. PIR motion sensors with built-in cameras capture images with the same or wider angle than the PIR to be “sure” that the cause of the alarm is captured in the images aligned with the timeline of the action that has triggered an alarm event. It then transmits a series of images to the ARC to enable the alarm source and cause to be verified by the ARC operator.

Cut out the cost and inconvenience of interventions relating to false alarms.

Why consider it?

Visual verification is easier, quicker and more reliable than current alarm verification methods such as sequential, audio and personal verification.

Since many alarms are triggered by harmless events such as doors left ajar, windows left open, animals shut in or often user error, being able to visually identify the source of the alarm enables ARC operators to quickly and easily distinguish between false and genuine alarms. This saves time, resources and false alarm related penalties and inconvenience for you and your customers and speeds up reaction to real alarms.

Visual verification is also a far more effective method of confirming Hold-up alarms when, in a real situation, triggering the two activations required for sequential alarm confirmation is unlikely.

Why choose **image sequence** verification?

Convenient & Cost effective

With regulatory bodies moving towards verified alarms, security installers need to consider effective verification solutions that are simple and affordable for their customers.

For small businesses and home owners, a full CCTV system can be too expensive an investment whereas if an installer can provide this extra level of security as part of the intruder alarm system, it becomes an extremely viable solution for customers.

Honeywell Galaxy® Flex alarm verification by image sequence

The Galaxy Flex intruder alarm system is designed for small to medium sized businesses and residential homes and integrates visual alarm verification using Passive Infrared Detectors (PIRs) with built-in cameras to capture still images pre– and post-alarm trigger.

Images are swiftly sent to your Alarm Receiving Centre where they are viewed by an operator who can compare the pre-alarm images with the post-alarm images to easily confirm and initiate an appropriate response to the alarm.

Business and home owners putting their trust in Galaxy Flex are assured the peace of mind that their alarm is monitored by professionals who will take action and eliminate the inconvenience of false alarms on their properties.

The camera PIR only captures images when an alarm is activated by configured system activity which ensures that privacy is respected, particularly for residential systems.

How can you and your customers **benefit?**

- Visual verification is the most effective method of confirming an alarm. Faster response minimises losses in genuine robbery situations
- Reduce inconvenience and penalties associated with false alarms
- Safer all round, putting alarm response in the hands of professionals
- Less time spent reacting to false alarms means that police resources are freed up to react immediately to genuine alarms
- Fewer losses and less damage and potentially lower insurance premiums
- Lower crime rates by enabling more prosecutions
- Swifter insurance settlements with visual crime evidence
- Creates peace of mind for the end user

Extra benefits of Galaxy Flex visual verification

- Enhanced fire and flood prevention using Honeywell camera PIRs to trigger on smoke, flood and other sensor alarms
- Privacy protected especially in the home as the sensors capture images only when an alarm is triggered
- For Hold-up alarms, Galaxy Flex offers a new cost-effective way to visually confirm and initiate swift action to potentially life-threatening situations

Galaxy Flex visual verification **essentials**

What you need

ISN3010B4 Camera PIR

Galaxy Flex control panel
Firmware Version 3.0

PE1800IP Alarm Receiver

How does it work?

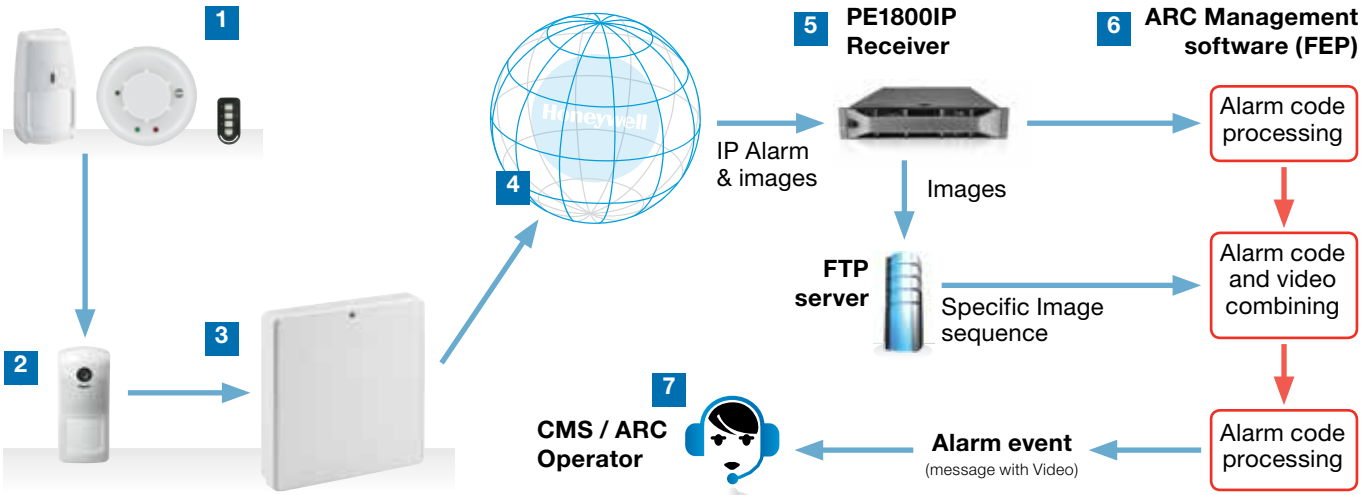

1. Sensor triggered
2. Camera PIR activated
3. Images sent to control panel
4. Using GPRS/Ethernet images are transmitted to the PE1800IP receiver panel
5. PE1800IP Receiver
6. ARC management software receives alarm signal and images
7. Trained ARC operator confirms alarm source initiates appropriate response

- Each ISN3010B4 Camera PIR can record up to 100 images at 640 x 352 pixels
- Up to 35 images per sequence with 10 image pre-alarm memory
- Up to 5 ISN3010B4 Camera PIRs can be installed per Flex system
- Images received by the Honeywell PE1800IP alarm receiver

Component **specifications**

ISN3010B4 detection patterns and camera angles:

- Top View

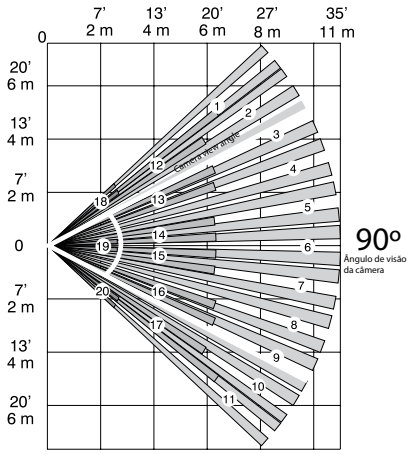

- Side View

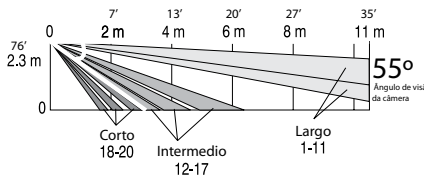

Specifications		ISN3010B4		
PIR	Range	11 x 12 m		
	Sensitivity	Lowest, low, medium, high		
	Temp compensation	Dual slope		
	Pet Immunity	0, 18, 36kg settings		
	Installation height	2.30m to 2.70m		
	PIR detection field	Pyroelectric dual element		
	Pet Immune Lens	44 long range, 36 intermediate, 18 lower		
	White light immunity	6,500 lux (min)		
Camera	Horizontal Angle	90		
	Image size	640 x 352 pixels		
	No. of images	Up to 100		
	Colour setting	Black & White or Colour (using black and white setting enables faster transmission)		
	Night Vision	Yes (Infrared LEDs)		
	Set by Panel	Yes Pre-alarm images stored		
	Image capture on alarm trigger	Yes Pre-alarm images stored		
	Image capture on demand	Yes		
Power	Operating input voltage	8.2V DC min – 15V DC max		
	Current consumption	Input voltage	Image capture ON/ IR LEDs OFF	Image capture ON/ IR LEDs ON
		8.2V DC	140mA	250mA
		12V DC	90mA	200mA
		15V DC	70mA	180mA
Compatibility	Galaxy Flex version	V3.0 and above		
Mechanics	Tamper	Wall - forcible removal Cover - opening		
	Connection	Wired Intellibus		
	Dimensions (h x w x d)	145 x 64 x 65mm		
	Operating Temperature	- 10°C to + 55°C		
	Weight	220g		
Approvals	EN50131-2-2 Grade 2; Environmental Class II. Certified NF&A2P according to C48433 Type 2			

Description	PE IP Image Receiver	PE1800XS Alarm Receiver	PE1800IP Alarm Receiver
Image Receive, view and store	✓	✓	✓
Audio		Two-way audio	
Digital Protocols	✓	✓	✓
Analogue Protocols		All major protocols including SECOM 3, contact ID, CESA, SURTEC, STRATEL, SIA3	
TCP/IP	Secom3, SIA3	Secom3, SIA3	Secom3, SIA3
ISDN		✓	✓
Server Based	✓	✓	✓
DSP Processing		✓	✓
Caller ID, Calling Name, DNIS Recognition		✓	✓
Software Interface	Image Viewer	Configuration Management Software	Configuration Management Software
IST Compatible		✓	✓
Maintenance and Training	✓	✓	✓
Compatible control panels	Domonial Upgradeable for Galaxy Flex	Domonial Upgradeable for Galaxy Flex	Domonial Galaxy Flex

Please contact your local Honeywell sales support team for information on how to upgrade your existing PE solution for compatibility with Galaxy Flex.

Frequently Asked **Questions**

Q: **How many camera PIRs can I add to my Galaxy Flex system?**

A: You can add up to 5 cameras onto the Flex system regardless of which Flex panel you are installing

Q **Can I use the existing PE alarm receiver that I have for Domonial for Galaxy Flex?**

A Yes, however the receiver will have to be updated - please contact us to arrange this

Q **Is the Flex system compatible with receivers other than those in the Honeywell PE series?**

A Yes, please contact your sales representative to get more details as this differs by country. Please note that the PE is required in order to receive images

Q **Are the images in colour or black and white**

A Both are possible

Q **Does image verification count as one confirmation within sequential verification requirements?**

A Visual verification is an alternative or complimentary to sequential verification

Ordering **References**

Control Panels & Kits	
C005-M-E2	Galaxy Flex FX020
C006-M-E2	Galaxy Flex FX050
C007-M-E2	Galaxy Flex FX100
C005-E2-K01	Flex 20 Panel 10Ah Box + Mk7 Keypad
C005-E2-K01G	Flex 20 Panel 10Ah Box + Mk7 Keypad + GPRS
C005-E2-K02	Flex 20 Panel 10Ah Box + Mk7 Keyprox
C005-E2-K02G	Flex 20 Panel 10Ah Box + Mk7 Keyprox + GPRS
C005-E2-K03	Flex 20 Panel 10Ah Box + Mk8 Keypad
C005-E2-K04	Flex 20 Panel 10Ah Box + Mk8 Keyprox
C006-E2-K03	Flex 50 Panel 10Ah Box + Mk8 Keypad
C006-E2-K04	Flex 50 Panel 10Ah Box + Mk8 Keyprox
C005 E2 K04I	Flex 20 panel 10Ah Box + MK8 Keyprox + Ethernet module

Alarm Verification by Image Sequence	
ISN3010B4	Camera PIR sensor
PE1800IP	Alarm receiver over IP network
PE1800XS	Alarm receiver over ISDN network

For additional information:
please visit: www.galaxyflex.com

Honeywell Security Group
Newhouse Industrial Estate
Motherwell
Lanarkshire
ML1 5SB
Scotland
Tel:+44 (0) 844 8000 235
www.honeywell.com

HSC-FlexVV-02-EN(0314)SB-E
March 2014
© 2014 Honeywell International Inc.

Honeywell