


# DIN-Rail Interface Enclosures



## Product overview

|              |   |
|--------------|---|
| Product Type | DIN-Rail Interface Enclosures   |
| Part No.     | 29600-239 (Enclosure on the left)<br>29600-240 (Enclosure on the right) |

## Application

Apollo has two DIN-rail interface enclosures in its range of accessories. The enclosures can be used for housing intrinsically safe (I.S.) barriers, XP95 or Soteria DIN-rail mounted interfaces. The IP67 rated enclosures have a frosted polycarbonate lid through which LEDs can be viewed. A multi-purpose label that features a section for use with I.S. systems is supplied. For non-I.S. systems, the part referring to I.S. can simply be removed.

## Intrinsically safe circuits

When using these enclosures with intrinsically safe systems, it is important that segregation be provided between the I.S. and non-I.S. circuits. A distance of at least 50mm must be preserved between live conducting parts of I.S. and other circuits.

If the enclosure is used as part of an I.S. circuit, then it must always be installed inside the safe area. Never install these enclosures in the hazardous area.

Please refer to Figures 1, 2 & 3 for more information on how to configure units.

Figure 1 Analogue addressable I.S. configuration for Part No. 29600-240

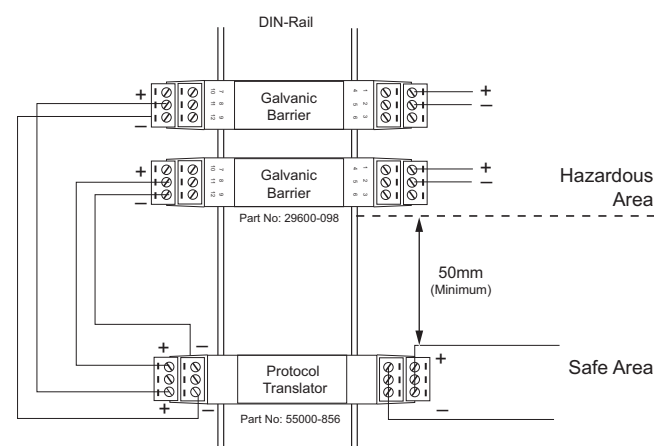


Figure 2 Analogue addressable I.S. configuration for Part No. 29600-239

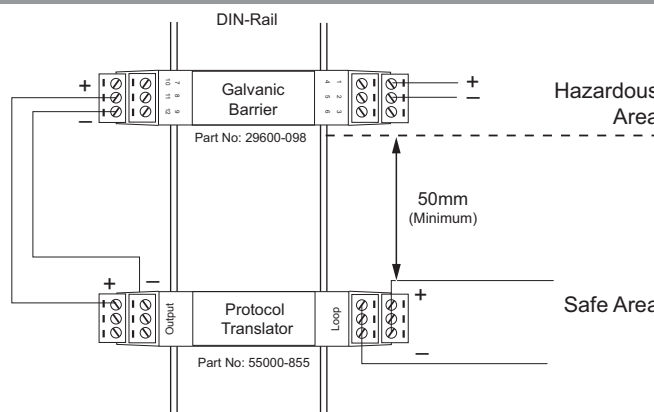


Figure 3 Conventional I.S. configuration

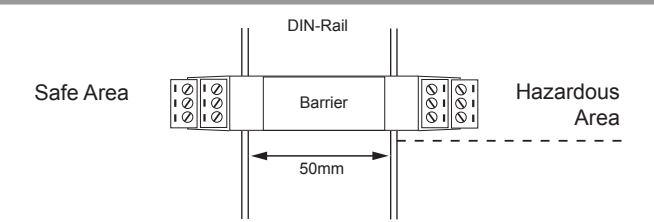


Table 1 DIN-Rail Interface Enclosure Capacity

| Part Number | Dimensions<br>H x W x D (mm) | 20mm cable<br>entries | Maximum Capacity          |                           |                  |                               |  |
|-------------|------------------------------|-----------------------|---------------------------|---------------------------|------------------|-------------------------------|--|
|             |                              |                       | Soteria large<br>DIN-Rail | Soteria small<br>DIN-Rail | XP95<br>DIN-Rail | Conventional<br>I.S. DIN-Rail | Addressable I.S. DIN-Rail  |
| 29600-239   | 150 x 125 x 180              | 12 (drillable)        | 1                         | 2                         | 4                | 2*                            | 1 safety barrier & 1 x translator*                                 |
| 29600-240   | 150 x 180 x 255              | 22 (knock-outs)       | 2                         | 5                         | 10               | 8*                            | 5 x safety barriers and 3 x translators (2 x dual and 1 x single)* |

\*Note: Quantities calculated on minimum spacing required for I.S. wiring segregation