



Global Trade Product List

General

Terms

All goods supplied and services provided are subject to our standard terms & conditions of sale, detailed on pages 72 & 73 of this product guide. These are incorporated in any contract for the supply/provision of such goods and services. Kentec Electronics Ltd will only contract for the supply/provision of such goods and services on the basis of such standard conditions of sale.

Prices may be subject to a trade discount. Please contact our sales department on +44 (0)1322 222121, your Business Development Manager or e-mail sales@kentec.co.uk

Kentec reserves the right to amend the prices or Terms & Conditions of Sale at any time without prior notification. Any amendments, additions or deletions will be published on our website www.kentec.co.uk.

Ordering Correct Parts

Please take care when ordering, it is important that you provide the correct part number to avoid being supplied incorrect product and incurring additional costs.

Important Phone Numbers

General Sales	+44 (0)1322 222121, Option 3
Technical Support	+44 (0)1322 222121, Option 1
Director of Sales	+44 (0)7793 656012
Head of Sales - UK	+44 (0)7738 928373
UK South West England, Channel Islands & Ireland Business Development Manager	+44 (0)7825 344133
UK London & South East England Business Development Manager	+44 (0)7554 400803
UK North of England & Scotland Business Development Manager	+44 (0)7763 989464
Head of International Business Development	+357 99 436 024
Central & Western Europe and Scandinavia Business Development Manager	+31 (0)623 316 829
Southern Europe Business Development Manager	+44(0)7706 291287
Africa Business Development Manager	+44 (0)7469 140214

Important Email Addresses

Sales	sales@kentec.co.uk
Technical Support	techsupport@kentec.co.uk
Marketing	marketingmail@kentec.co.uk
Accounts	accountsreceivable@kentec.co.uk

Product Warranty

All new standard products purchased from Kentec are covered by our 36 month Product Warranty. For full details about our warranty please refer to our Terms & Conditions of Sale which is on pages 72 & 73 of this product list. For warranty replacement items refer to the SRI scheme on page 4.

Technical Support

Free technical support is available to direct Kentec customers on all Kentec manufactured products, by calling +44 (0)1322 222121 (option 1) or by e-mail at techsupport@kentec.co.uk. Technical Support operate between 08:30-17:00 Monday-Thursday, 08:30-16:00 Friday.

When requesting technical assistance, it is *essential* that concise and detailed information is given to the technical support engineer, to allow them to provide an accurate response to the enquiry. For fault finding assistance, the technical support staff may require additional testing to be performed to accurately diagnose possible causes of the fault.

NOTES

Whilst every effort is taken to ensure that the technical support information given is accurate, Kentec assume no liability for any loss or damage as result of technical advise given, or time taken performing additional fault diagnosis testing.

Product Branding

We are able to offer product branding by printing your logo onto a plate using full colour printing. A non recurring cost will be charged to produce the necessary artwork for new or modified logo plate designs.

To produce a new logo plate we require artwork electronically in one of the following formats:

- A. Adobe Illustrator .ai or .eps vector file with text converted to outlines (Preferred)
- B. High resolution Tiff or JPEG file.

In either case if there are any spot colours please specify Pantone colour references. For further assistance please contact our marketing department on +44 (0)1322 222121.

CPR (Construction Products Regulation)

European Regulations: Construction Products Regulation (CPR) a legal requirement, which came into force in the UK on the 1st July 2013 requires that all manufacturers and resellers to comply with the Construction Products Regulation (CPR).

As part of the regulation it is illegal to place on the market, any product to be used in a construction of a building without the necessary third party certification and compliance with the CPR. This applies only to products where EN Harmonised Product Standards exist for the products concerned.

To help our customers identify which products are not suitable for placing on the EU market we have marked each of these products within this price list with ●.

It should be noted that although it is now illegal to place products into the EU market without a Declaration of Performance in accordance with the CPR, it is possible for us to sell these products for use outside of the EU. UL Listed & FM Approved products are not approved for placement within the EU Market.

Third Party Certificates for Kentec Electronics Products can be download here: <https://kentec.co.uk/resources/certifications-and-accreditations/>

Custom built site specific panels can still be supplied for projects in Europe.

Should you have any questions or queries please contact our sales department or your local BDM. Please note that Non

Service Replacement Items - SRI (Warranty)

Kentec offers its customers an unrivalled service when requiring replacement parts. Our SRI policy includes all products covered by our 3 year Product Warranty.

For the complete SRI Terms & Conditions please refer to our website. For detailed warranty information, please refer to Clause 8 of our Terms & Conditions of Sale. (See pages 72 & 73).

NOTES

It is important that our SRI procedures are followed when requiring replacement parts for any Kentec product. Please do not place Purchase Orders for replacement parts as this may incur restocking charges under our RMA policy will apply.

Product Returns Policy (RMA)

We recognise that from time to time customers order products that for various reasons they are no longer required. To help our customers we have developed a policy and procedure which is designed to meet our customers' needs. The following procedure should be followed for all returns of new and unused products. Unfortunately we cannot accept products that has been used or installed.

RMA Procedure (Return Material Authority)

1. Request an RMA in writing either by email or fax. State your original purchase order number and an explanation of why you want to return the goods.
Contact Details:
 - Fax: +44 (0) 1322 291794
 - E-mail: sales@kentec.co.uk
 - For Further details call our sales department on +44 (0)1322 222121
2. We will process the RMA and where appropriate return the form to you authorised and with details of any handling fee.
 - If we cannot accept the goods for return for any reason we will contact you directly to discuss this.
3. Return the goods to Kentec with the completed, authorised RMA form.

RMA Policy

1. Unfortunately we cannot accept any returned products without a completed and authorised RMA (Return Material Authority) document (see above).
2. **We are unable to accept returned goods 30 days after the original date of supply.**
3. Restocking Charge
 - a. Standard surface mount Products (only products included in this Price List)
 - i. 25% of original net price
 - b. Flush and Special Products
 - i. Custom made, flush or modified products are non-returnable.

UK Delivery & Packing Charges

Delivery and packing will be charged on all orders unless otherwise agreed prior to despatch:

Standard Mainland UK Delivery Charge (Next day from date of despatch**)
Before 10am UK Delivery Charge*
Guernsey and Jersey
Northern Ireland
Republic of Ireland

The standard of packing is suitable for delivery within the UK.

The above delivery charges are for consignments to the UK. Mainland only.

Delivery & Packing charges are not subject to any agreed discount.

Delivery charges for Custom Engineerd Solutions are available on request.

NOTES

Although we offer the facility to deliver to site, we cannot accept responsibility for the goods once they have been signed for.

*** When deliveries are requested before 10am, please ensure that deliveries can be accepted from 7:30am onwards. Failure to do this may lead to non delivery and the possibility the delivery will be delayed by at least 24 hours. Before 10am delivery service is only available for mainland UK addresses.**

During adverse weather conditions Kentec cannot be responsible for delays in items shipped. We will always endeavour to advise whether there are current delays at time of despatch.

Non UK Delivery & Packing Charges

All export orders (unless otherwise stated) are quoted ex-works. Export shipping charges are offered on request.

Control Panel Finishes & Colour Schemes

Sigma CP/XT/XT+, Syncro AS style enclosures are finished in light grey colour scheme:

Inner Equipment Plate	RAL 7047 (Satin)
Lid & Box	BS4800 00-A-05 (fine texture)

The above colour scheme is finished in Polyester Powder Coat and is suitable for internal applications only (Except where indicated). Finishes suitable for external use can be provided at extra cost.

Alternative colour schemes are also available on request and at additional cost.

Brushed Stainless Steel Finish

We are able to offer Brushed Stainless Steel finish to control panel doors, please add the following cost to the relevant control panel price.**

To order please state clearly on a separate line of your Purchase Order.

Description	Box Code (Last 2 digits of product code)
330mm x 255mm Surface Enclosure Size	(M1)
385mm x 310mm Surface Enclosure Size	(M2/ L2)
365mm x 290mm Surface Enclosure Size	(01)
385mm x 520mm Surface Enclosure Size	(M3/ D3)
500mm x 355mm Surface Enclosure Size	(03)
570mm x 420mm Surface Enclosure Size	(05)
385mm x 700mm Surface Enclosure Size	(M4)
420mm x 590mm Surface Enclosure Size	(M5)
500mm x 650mm Surface Enclosure Size	(S4)
500mm x 465mm Surface Enclosure Size	(15)

** Please note the additional cost is for a special finish door only. Back boxes would normally be supplied in Black Texture Powder Coat Finish. For other enclosure sizes please contact our sales department.

Control Panel Finishes & Colour Schemes (continued)

Polished Finishes

We are able to offer Polished Stainless Steel or Polished Brass finish to control panel doors, please contact us for pricing information.**

To order please state clearly on a separate line of your Purchase Order.

Description	Box Code (Last 2 digits of product code)
330mm x 255mm Surface Enclosure Size	(M1)
385mm x 310mm Surface Enclosure Size	(M2/ L2)
365mm x 290mm Surface Enclosure Size	(01)
385mm x 520mm Surface Enclosure Size	(M3/ D3)
500mm x 355mm Surface Enclosure Size	(03)
570mm x 420mm Surface Enclosure Size	(05)
385mm x 700mm Surface Enclosure Size	(M4)
420mm x 590mm Surface Enclosure Size	(M5)
500mm x 650mm Surface Enclosure Size	(S4)
500mm x 465mm Surface Enclosure Size	(15)

** Please note the additional cost is for a special finish door only. Back boxes would normally be supplied in Black

Special Finish Flushing Collars for Surface Enclosures

Special Finish Flushing Collars available, offered in a Brushed or Polished Stainless Steel or Polished Brass finish to fit Surface Enclosures. Please add the following cost to the relevant flushing collar price.

To order please state clearly on a separate line of your Purchase Order.

Description	Box Code (Last 2 digits of product code)
Flushing Collar to fit 330mm x 255mm Surface Enclosure Size	(M1)
Flushing Collar to fit 385mm x 310mm Surface Enclosure Size	(M2/ L2)
Flushing Collar to fit 365mm x 290mm Surface Enclosure Size	(01)
Flushing Collar to fit 385mm x 520mm Surface Enclosure Size	(M3/ D3)
Flushing Collar to fit 500mm x 355mm Surface Enclosure Size	(03)
Flushing Collar to fit 570mm x 420mm Surface Enclosure Size	(05)
Flushing Collar to fit 385mm x 700mm Surface Enclosure Size	(M4)
Flushing Collar to fit 420mm x 590mm Surface Enclosure Size	(M5)
Flushing Collar to fit 500mm x 650mm Surface Enclosure Size	(S4)
Flushing Collar to fit 500mm x 465mm Surface Enclosure Size	(15)

How to use this Guide

Range of equipment

Product Information
& Overview

9. Sigma CP | Conventional Fire Control Panels - Certified to EN54 parts 2 & 4



Product Data sheet: DS37 - Sigma CP (see website)
DS65 - Sigma CP-A AlarmSense (see website)
Product Manual: Man-1078 - Main Manual (see website)
Man-1082 - User Manual (see website)
Man-1138 - Sigma CP-A AlarmSense (see website)
Enclosure: 1.2mm mild sheet steel
Battery Capacity: Up to 7Ah
Finish/Colour: Lid & Box - EPC (BS 00 A 05, mid grey fine texture)
Controls Plate - EPC (Ral 7047, light grey)
Certification: BS EN54-2: BS EN54-4

Panels

Product Description	No. Zones	Enclosure Details (mm)	Code	Price
Sigma CP				
Conventional Fire Control Panels				

Not for
placement
into EU
Market
(typical)

Example
photograph

Product
Description

Additional
Information

Enclosure
dimensions

Product
Code

Enclosure
style &
finish
Indicator

Unit Price
in Sterling

Extras

Any relevant
extra items

Product Description	Enclosure Details (mm)	Code	Price

Spares

Any relevant
spare parts

Product Description	Code	Price
Sigma CP - Replacement Panel PCB		

Additional Info

Hints & Tips

Product
specific
information &
tips

Index

**Analogue
Fire Detection
Control Panels**

Pages 12-25

**Conventional
Fire Detection
Control Panels**

Pages 28-30

**Extinguishant
Control Panels**

Pages 32-38

Power Supplies

Pages 40-42

Miscellaneous

Pages 44-52

**Emergency Building
Evacuation
Systems**

Pages 54

**UL Approved
Control Panels**

Pages 56-69

**Custom Engineered
Solutions**

Page 70

Terms & Conditions

Pages 72-73

Analogue Fire Detection Control Equipment

Taktis® Introduction 12
Analogue Addressable Fire Control Panel

Taktis® 13
Analogue Addressable Fire Control Panel
- 5.25Amp PSU Version

Taktis® 14
Analogue Addressable Fire Control Panel
- 10.25Amp PSU Version

Taktis® 15
Analogue Addressable Fire Control Panel
- Taktis 16L

Taktis® 16
Analogue Addressable Fire Control Panel
- Extras, Spares & Additional Options

Syncro AS 17
Analogue Addressable Fire Control Panel
- 1 & 2 Loops 16 Zone Version

Syncro AS 18
Analogue Addressable Fire Control Panel
- Extras, Spares & Additional Info

19 Syncro
Parts Support options and info

20 Syncro View
Local LCD Repeater Panels

21 Addressable Ident
Programmable LED Indication Panels

22 Addressable Matrix
Intelligent Fire Alarm Mimic Display Panel

23 IO Boards & Enclosures

24 Ockular®
PC Graphics Package

25 Vizulinx
Fire Alarm Management System



Power, Intelligence.....

with a sense of feeling

Taktis® is Kentec's most powerful and sophisticated analogue addressable fire panel. Intelligent and technically robust, it has enhanced integration and networking capabilities to meet the current and future needs of small to larger buildings and installations.

Taktis technology platform features in a whole new range of products, starting with the Taktis Fire EN54 approved panel, which is available now.

The Range

Due to the versatility that has been built into the design, the Taktis Fire product is one of the most user configurable products to be placed into the market. As a result, the options open to our customers have increased exponentially and as such it is impossible to list all variations available. We have therefore listed only a few of the standard variants of Taktis Fire in this price list.

Protocols

Taktis will be our first analogue addressable product that offers "configurable protocol options". Subject to market and commercial constraints each customer will be able to "unlock" the required protocol for their Taktis panel. This eliminates the need for stocking different protocol loop cards and reduces risk of ordering incorrect parts. Please check with our Sales team for protocol availability.

Configuring Taktis

To configure your Taktis control system, you will require our all new Loop Explorer 2 (LE2) software package. We will provide access to all existing registered users of the current Loop Explorer program.

LE2 is only accessible via our new web interface www.virtualresource.global and will provide access to the new feature set and new tools required for Taktis.

In addition to Taktis, LE2 supports Syncro, Syncro AS and Syncro XT+ products. Existing Syncro and Syncro AS "LE1" files can be converted for use in LE2. For more information about LE2 please contact our technical support team.

1A. Taktis® | Analogue Addressable Fire Control Panel - 5.25A PSU Version



Enclosure:	1.5mm mild sheet steel
Battery Capacity:	Up to 26Ah (150mm Standard models)
Finish/Colour:	Lid & Box - EPC (BS 00 A 05, mid grey fine texture) Controls Plate - EPC (Ral 7016, dark grey)
Certification:	BS EN54-2: BS EN54-4
Enclosure Details:	Standard Enclosure - 420W x 590H x 150D mm (M5)

NOTE

These part numbers are for 5.25Amp PSU, suitable for up to 4 loops dependent upon system design, surface mount versions only. All versions supplied with an enable keyswitch.

Panels

Product Description	Protocol	No.Zones	Printer	Code
Taktis - 2 Loop 5.25 Amp PSU Standard Enclosure Analogue Addressable Control Panel	Apollo	0 Zone LED's	No	TAA EE1 1010 A1
		48 Zone LED's	No	TAA EE2 1110 A1
			Yes	TAA EE2 111P A1
		96 Zone LED's	No	TAA EE2 1210 A1
		144 Zone LED's	No	TAA EE2 1310 A1
	Hochiki	0 Zone LED's	No	TAA EE1 1010 H1
		48 Zone LED's	No	TAA EE2 1110 H1
			Yes	TAA EE2 111P H1
		96 Zone LED's	No	TAA EE2 1210 H1
		144 Zone LED's	No	TAA EE2 1310 H1

Additional Info

All power supply, enclosure options are based upon 24 hour standby for a standard system. Please ensure you select options appropriate to your project.

Customers have an obligation to ensure the power supply and enclosure selected is suitable for the application and that engineers are duly trained and competent to work on life safety systems.

Semi flushing collars are available, please see page 15.

1B. Taktis® | Analogue Addressable Fire Control Panel - 10.25A PSU Version



Enclosure:	1.5mm mild sheet steel
Battery Capacity:	Up to 26Ah (150mm Standard models) Up to 45Ah (195mm Deep models)
Finish/Colour:	Lid & Box - EPC (BS 00 A 05, mid grey fine texture) Controls Plate - EPC (Ral 7016, dark grey)
Certification:	BS EN54-2: BS EN54-4
Enclosure Details:	Standard Enclosure - 420W x 590H x 150D mm (M5) Deep Enclosure - 420W x 590H x 195D mm (D5)

NOTE

These part numbers are for 10.25Amp PSU, suitable for up to 8 loops dependent upon system design, surface mount versions only. All versions supplied with an Enable Keyswitch.

Panels

Product Description	Protocol	No.Zones	Printer	Code
Taktis - 2 Loop 10.25 Amp PSU Standard Enclosure Analogue Addressable Control Panel	Apollo	0 Zone LED's	No	TAA EE1 3010 A1
		48 Zone LED's	No	TAA EE2 3110 A1
			Yes	TAA EE2 311P A1
		96 Zone LED's	No	TAA EE2 3210 A1
		144 Zone LED's	No	TAA EE2 3310 A1
	Hochiki	0 Zone LED's	No	TAA EE1 3010 H1
		48 Zone LED's	No	TAA EE2 3110 H1
			Yes	TAA EE2 311P H1
		96 Zone LED's	No	TAA EE2 3210 H1
		144 Zone LED's	No	TAA EE2 3310 H1
Taktis - 2 Loop 10.25 Amp PSU Deep Enclosure Analogue Addressable Control Panel	Apollo	0 Zone LED's	No	TAA ED1 3010 A1
		48 Zone LED's	No	TAA ED2 3110 A1
			Yes	TAA ED2 311P A1
		96 Zone LED's	No	TAA ED2 3210 A1
		144 Zone LED's	No	TAA ED2 3310 A1
	Hochiki	0 Zone LED's	No	TAA ED1 3010 H1
		48 Zone LED's	No	TAA ED2 3110 H1
			Yes	TAA ED2 311P H1
		96 Zone LED's	No	TAA ED2 3210 H1
		144 Zone LED's	No	TAA ED2 3310 H1

Additional Info

All power supply, enclosure options are based upon 24 hour standby for a standard system. Please ensure you select options appropriate to your project.

Customers have an obligation to ensure the power supply and enclosure selected is suitable for the application and that engineers are duly trained and competent to work on life safety systems.

Semi flushing collars are available, please see page 15.



Enclosure:	1.5mm mild sheet steel
PSU:	10.25 Amp
Battery Capacity:	Up to 45Ah
Finish/Colour:	Lid & Box - EPC (BS 00 A 05, mid grey fine texture) Controls Plate - EPC (Ral 7016, dark grey)
Certification:	BS EN54-2: BS EN54-4
Enclosure Details:	540mm (W) x 720mm (H) x 212mm (D)

NOTE

The part numbers listed below are for the Taktis 16L panel based on an enclosure with one loop card fitted (2 loops) and the capacity to install up to 8 loop cards in total (16 loops). Consideration needs to be taken on larger systems for the required battery capacity, systems requiring larger than 45Ah batteries will require an additional remote EN54-4 power supply to meet the charging requirements of EN54.

Panels

Product Description	Protocol	No.Zones	Printer	Code
Taktis 16L - 2 Loop 10.25 Amp PSU Analogue Addressable Control Panel	Apollo	0 Zone LED's	No	TAB ED1 3010 A1
		48 Zone LED's	No	TAB ED2 3110 A1
			Yes	TAB ED2 311P A1
		96 Zone LED's	No	TAB ED2 3210 A1
		144 Zone LED's	No	TAB ED2 3310 A1
	Hochiki	0 Zone LED's	No	TAB ED1 3010 H1
		48 Zone LED's	No	TAB ED2 3110 H1
			Yes	TAB ED2 311P H1
		96 Zone LED's	No	TAB ED2 3210 H1
		144 Zone LED's	No	TAB ED2 3310 H1

Additional Info

Customers have an obligation to ensure the power supply and enclosure selected is suitable for the application and that engineers are duly trained and competent to work on life safety systems.

Semi flushing collars are available for Taktis 2-8 loop panels only, please see page 15.

1D. Taktis® | Analogue Addressable Fire Control Panel - Expansion & Extras

Expansion

Code	Product Description
K758	Taktis 2 Loop card
K2008	Taktis network module
K772	16 Channel I/O module
K791	8 Way relay module
K792	8 Way conventional zone module
K793	4 Way Sounder module

Extras

Code	Product Description
M5FCLGT	Semi Flushing Collar (420W x 590H (M5) cabinet

2. Taktis® Vision | Network Repeater Panels



Enclosure: 1.2mm mild sheet steel
 Finish/Colour: Lid & Box - EPC (BS 00 A 05, mid grey fine texture)
 Protocol: Panels are not protocol specific

NOTE


Please note that the Vision repeater is not supplied with a power supply. Please see page 38 for power supplies.

Panels

Product Description	Enclosure Details	Code
Taktis Vision	Surface 235W x 170H x 55D	TAD EEO 0010 00
	Flush 240W x 175H x 50D*	TAD EFO 0010 00

*Box size only excluding front plate

2A. Syncro AS | Analogue Addressable Fire Control Panel - 16 Zone Version



Product Data sheet:	DS47 (see website)
Product Manual:	Man-1096 - Main Manual (see website) Man-1100 - User Manual (see website)
Enclosure:	1.2mm mild sheet steel
Max battery size for enclosure:	Up to 9Ah
Finish/Colour:	Lid & Box - EPC (BS 00 A 05, mid grey fine texture) Controls Plate - EPC (Ral 7047, light grey)
Protocol:	See Below
Certification:	BS EN54-2: BS EN54-4

Panels

Product Description	Protocol	Enable Key	Enclosure Details (mm)		Code
Syncro AS Lite - 1 Loop Analogue Addressable Fire Control Panel (Non Networkable) (No I/O Expansion Support)	Apollo	No	Surface	385W x 310H x 90D	LA81161 M2
		Yes	Surface	385W x 310H x 90D	LA80161 M2
	Argus Vega	No	Surface	385W x 310H x 90D	LV81161 M2
		Yes	Surface	385W x 310H x 90D	LV80161 M2
	Hochiki ESP	No	Surface	385W x 310H x 90D	LH81161 M2
		Yes	Surface	385W x 310H x 90D	LH80161 M2
Syncro AS - 1 Loop Analogue Addressable Fire Control Panel	Apollo	No	Surface	385W x 310H x 90D	A81161 M2
		Yes	Surface	385W x 310H x 90D	A80161 M2
	Argus Vega	No	Surface	385W x 310H x 90D	V81161 M2
		Yes	Surface	385W x 310H x 90D	V80161 M2
	Hochiki EPS	No	Surface	385W x 310H x 90D	H81161 M2
		Yes	Surface	385W x 310H x 90D	H80161 M2
Syncro AS - 2 Loop Analogue Addressable Fire Control Panel	Apollo	No	Surface	385W x 310H x 90D	A81162 M2
		Yes	Surface	385W x 310H x 90D	A80162 M2
	Argus Vega	No	Surface	385W x 310H x 90D	V81162 M2
		Yes	Surface	385W x 310H x 90D	V80162 M2
	Hochiki ESP	No	Surface	385W x 310H x 90D	H81162 M2
		Yes	Surface	385W x 310H x 90D	H80162 M2

Extras

Code	Product Description
M2FCLGT	Semi Flushing Collar (385W x 310H (M2) cabinet

2B. Syncro AS

Analogue Addressable Fire Control Panel - Extras, Spares & Additional Info

Extras

Product Description		Code
Syncro AS Loop 2 Extension Card	Apollo Protocol	K586A
	Argus Vega Protocol	K586V
	Hochiki ESP Protocol	K586H
Syncro Fault Tolerant Network Interface Card		K555
Syncro I/O - 16 Channel I/O board		K560
Syncro I/O - 8 Way Relay Extender Board		K547
Syncro I/O - 8 Way Relay Extender Board		K546
Syncro I/O - 4 Way Conventional Detection Zone Module		K545
Software Download Lead (Compatible with all Syncro Panels)	Economy	X187LS*
	Standard	S187**
USB to RS232 Serial Converter for software download lead		U187
Tamper Resistant Vision Window (easy to retrofit on site) 385W x 310H (M2) Cabinet		K18002
Printer Module in Enclosure (385W x 125H x 90D Cabinet)		K768P2

Spares

Product Description		Code
Syncro AS Lite Controller PCB	Apollo	K785LA
	Argus Vega	K785LV
	Hochiki ESP	K785LH
Syncro AS Controller PCB	Apollo	K785A
	Argus Vega	K785V
	Hochiki ESP	K785H
Thermal Printer Retrofit Kit - New Front Loading Printer(Fits M3 box only)		K768AS
Printer Module in Enclosure (385W x 125H x 90D Cabinet)		K768P2
Thermal Front Loading Printer Roll (58mm wide roll) Pack of 20		KB3472

Additional Info

Syncro AS Analogue Addressable control panels are fully compatible with existing Syncro systems:-

- Network
- Syncro I/O boards
- Syncro GUIDE Graphics Software Package
- Syncro Response
- Syncro Focus & Focus+
- Syncro View
- Syncro Matrix
- Syncro Ident

Each Syncro AS control panel that will be used on a network will require an K555 Network Card, please add to your order.

Syncro AS has all the functionality of Syncro & can be configured using Loop Explorer Configuration Software.

Syncro AS Lite is a stand-alone panel and as such will not connect to any other network devices or Syncro View panels.

* X187LS Download Lead - for use with all EN & BS Version Syncro, Syncro AS, Solo and Solex Control Panels Only

** S187 Download Lead – for use with all EN & BS Version Syncro, Syncro AS Control Panels Only. **Do not use with Solo panels as this will cause damage to the panel.**

3. Syncro | 2 to 4 loop version - Parts Support Options and Information



Please refer to Syncro AS 1 to 2 loop panel options on page 16
Contact your regional business development manager for Taktis 2 to 8 loop panel options now available www.taktis.co.uk

Extras

Product Description		Code
Semi Flushing Collar	500W x 355H (03) cabinet	M266LGT
	500W x 460H (15) cabinet	M272LGT
Loop Extension Card (Loops 3 & 4)	Apollo Protocol	K552A
	Argus Vega Protocol	K552V
	Hochiki ESP Protocol	K552H
Syncro Fault Tolerant Network Interface Card		K555
Thermal Printer Retrofit Kit - New front loading printer		K768SYN
Syncro I/O - 16 Channel I/O board		K560
Syncro I/O - 8 Way Relay Extender Board		K547
Syncro I/O - 6 Way Sounder Extender Board		K546
Syncro I/O - 4 Way Conventional Detection Zone Module		K545
Zone LED's extender kit	16 Zone Kit	K553-16
	48 Zone Kit	K554-48
	96 Zone Kit	K554-96

Spares

Product Description			Code
Main Display Processor Card	Syncro Lite	Apollo or Hochiki Protocol	K548LITE
		Argus Vega Protocol	K548V
	Syncro	Apollo Protocol	K550ENA
		Hochiki Protocol	K550ENH
		Argus Vega Protocol	K550ENV
Syncro Loop Controller Board		Apollo Protocol	K551A
		Argus Vega Protocol	K551V
		Hochiki EPS Protocol	K551H
Thermal Printer Paper Roll - 57mm (older printer back loading) (Pack of 20)			KB2869
Thermal Printer Paper Roll - 58mm (New front loading printer) (Pack of 20)			KB3472
5.25 Amp Switched Mode Power Supply - EN54-4			K406

Additional Info

Hints & Tips

Important!


Syncro I/O modules are available with an enclosure, with or without power supply. (See page 22)

Due to the operational enhancements of the EN54 approved panels, these products are NOT compatible with existing "Non-EN54" panel networks.

* X187LS Download Lead - for use with all EN & BS Version Syncro, Syncro AS, Solo and Solex Control Panels Only

** S187 Download Lead - for use with all EN & BS Version Syncro, Syncro AS Control Panels Only. Do not use with Solo panels as this will cause damage to the panel.

4. Syncro View | Local Comms LCD Repeater Panels



Product Data sheet:	DS43 (see website)
Product Manual:	Man-1092 (see website)
Enclosure:	1.2mm mild sheet steel
Battery Capacity:	Up to 2.4Ah (required on mains powered versions only)
Finish/Colour:	Lid & Box - EPC (BS 00 A 05, mid grey fine texture) Controls Plate - EPC (Ral 7047, light grey)
Protocol:	Panels are not Protocol specific

Panels

Product Description	PSU	Enable Key	Enclosure Details (mm)		Code
Syncro View - Local LCD Repeater	Not fitted	No	Surface	330W x 255H x 90D	K67000 M1
		Yes	Surface	330W x 255H x 90D	K670001 M1
	750mA	No	Surface	330W x 255H x 90D	K67750 M1
		Yes	Surface	330W x 255H x 90D	K67751 M1

Extras

Code	Product Description
M1FCLGT	Semi Flushing Collar (330W x 255H (M1) cabinet

Spares

Code	Product Description
K579	Syncro View Repeater Board
S307B	750mA Charger unit

Additional Info


Hints & Tips

NOTE

“Syncro View” is **NOT** a network device & connects directly to any Syncro, Syncro Response or Syncro AS panels.
(Not Syncro AS Lite)

Up to 15 Syncro View repeaters may be connected to each Syncro or Syncro Response panel, taking up to 15 of the 32 addresses available for the additional Syncro expansion cards.

5. Addressable Ident | Programmable LED Indication Panels



Product Data sheet: DS60 (see website)
Product Manual: Man-1126 (see website)
Enclosure: 1.2mm mild sheet steel
Finish/Colour: Lid & Box - EPC (BS 00 A 05, mid grey fine texture)
 Controls Plate - EPC (Ral 7047, light grey)
Protocol: Panels are not Protocol specific
Compatibility: For use with Syncro & Taktis analogue addressable control systems only

Panels

Product Description	Number of LED's	Enclosure Details (mm)	Code
Addressable Ident - Local LED Repeater	24	Surface 385W x 310H x 60D	K6524 L2

Extras

Code	Product Description
M2FCLGT	Semi Flushing Collar (385W x 310H (L2/M2) cabinet

Spares


Code	Product Description
K744	Common Equipment PCB
K745	Extension PCB

Additional Info

Hints & Tips

Note: Larger versions are available to special order.
 Addressable Ident is NOT a Network device & connects directly to any Taktis, Syncro, Syncro Response or Syncro AS panel (not Syncro AS Lite).
 Up to 16 x 24 way Addressable Ident can be connected to each fire panel.

6. Addressable Matrix | Intelligent Fire Alarm Mimic Display Panel



Product Data sheet:	DS52 (see website)
Product Manual:	Man-1121 (see website)
Enclosure:	1.2mm mild sheet steel
Finish/Colour:	Lid & Box - EPC (BS 00 A 05, mid grey fine texture)
Acrylic Drawing:	3mm thick polycarbonate with printed building outline and backed in a solid colour Full colour print
LED's:	Red, Green or Yellow
Compatibility:	For use with Syncro Analogue Addressable Control Systems only

Panels

Product Description	Enclosure Details (mm)	Code
Addressable Matrix - M2 Size up to 24 LED's: Surface - without power or controls	Surface 385W x 310H x 90D	MM-24-00-00-6M2
Addressable Matrix - M3 Size up to 24 LED's: Surface - with power but without controls	Surface 385W x 520H x 90D	MM-24-00-00-6PM3
Addressable Matrix - S3 Size up to 24 LED's: Surface - with power but without controls	Surface 500W x 355H x 120D	MM-24-00-00-PS3
Addressable Matrix - M3 Size up to 56 LED's: Surface - with power but without controls	Surface 385W x 520H x 90D	MM-56-00-00-6PM3
Addressable Matrix - S3 Size up to 56 LED's: Surface - with power but without controls	Surface 500W x 355H x 120D	MM-56-00-00-6PS3
Addressable Matrix - S4 Size up to 56 LED's: Surface - with power but without controls	Surface 500W x 650H x 140D	MM-56-00-00-6PS4
Addressable Matrix - S4 Size up to 104 LED's: Surface - with power but without controls	Surface 500W x 650H x 140D	MM-104-00-00-6PS4
Addressable Matrix - S4 Size up to 152 LED's: Surface - with power but without controls	Surface 500W x 650H x 140D	MM-152-00-00-6PS4

Extras

Product Description	Code
16 LED extension PCB	Red K707
	Yellow K715
	Green K716
Fiber optic cable with light pipe - extension kit	Kit of 5 KFOC5
	Kit of 10 KFOC10
Fiber optic cutting tool	B5712

Additional Info

Hints & Tips

Addressable Matrix can be supplied in other variations and also in a bespoke size with up to 504 LED's. Please contact our sales staff for a quotation.

Addressable Matrix can be connected to any Taktis and Syncro AS control panel. Syncro AS Lite is not compatible with Addressable Matrix Mimic Panels.

Semi flushing collars are available, please see page 47. Replacement acrylic piece for each panel is available on request.

7. I/O Boards and Enclosures



Product Data sheet:	DS46a - I/O Box Data sheet (see website)
	DS46b - 2-6 Way Addressable Sounder Data sheet (see website)
Enclosure:	1.2mm mild sheet steel
Battery Capacity:	Up to 9Ah* (required on mains powered versions only) Up to 4Ah**
Finish/Colour:	Lid & Box - EPC (BS 00 A 05, mid grey fine texture)

Panels

Product Description		Enclosure Details (mm)	Code
I/O box with chassis fitted:- fits 3 I/O cards without PSU or, fits 2 I/O cards with PSU fitted (I/O modules not included, order separately)	No PSU fitted	Surface 385W x 310H x 90D	K16001 M2
	2.5A PSU fitted	Surface 385W x 310H x 90D	K16250 M2
	5.25A PSU fitted	Surface 385W x 310H x 90D	K16400 M2
2 Way Addressable Sounder Controller Unit (2.5A PSU)	Apollo protocol	Surface 500W x 355H x 117D	A17252 03
	Argus Vega protocol	Surface 500W x 355H x 117D	V17252 03
	Hochiki protocol	Surface 500W x 355H x 117D	H17252 03
4 Way Addressable Sounder Controller Unit (5.25A PSU)	Apollo protocol	Surface 500W x 355H x 117D	A17254 03
	Argus Vega protocol	Surface 500W x 355H x 117D	V17254 03
	Hochiki protocol	Surface 500W x 355H x 117D	H17254 03
6 Way Addressable Sounder Controller Unit (5.25A PSU)	Apollo protocol	Surface 500W x 355H x 117D	A17256 03
	Argus Vega protocol	Surface 500W x 355H x 117D	V17256 03
	Hochiki protocol	Surface 500W x 355H x 117D	H17256 03

Extras

Product Description		Code
Semi Flushing Collar	385W x 310H (M2) Cabinet	M2FCLGT
	500W x 355H (O3) Cabinet	M266LGT
Syncro I/O - 16 Channel I/O board		K560
Syncro I/O - 8 Way Relay Extender Board		K547
Syncro I/O - 6 Way Sounder Extender Board		K546
Syncro I/O - 4 Way Conventional Detection Zone Module		K545

Additional Info

Hints & Tips

Syncro, Syncro AS & Syncro Response panels support Syncro I/O modules. (Not Syncro AS Lite)
Up to 32 modules (any combination) can be fitted to each Syncro AS panel

8. Ockular® | PC Graphics Package



Product Data sheet: DS109 (see website)
 Installation Manual: Man-1443
 Operation Manual: Man-1444
 Operating System: Windows® 7 Professional and Windows 10®



Packages

Product Description		Code
Ockular® Syncro AS/Syncro PC Graphics Package	Small Panel Package - 4 panel licence	OSEN2004
	Medium Panel Package - 16 panel licence	OSEN2016
	Large Panel Package - 64 panel licence	OSEN2064
Ockular® Taktis PC Graphics Package	Small Panel Package - 4 panel licence	OTEN2004
	Medium Panel Package - 16 panel licence	OTEN2016
	Large Panel Package - 128 panel licence	OTEN2128

Extras

Product Description	Code
Spare Media Gateway Card for Taktis	K794

Additional Info

Hints & Tips

All Ockular Packages include Interface to PC & Taktis & Syncro AS/Syncro Panel Interface.

PC & Fire Panel's are NOT included in price.

Panel packages offered are based on the total number of Kentec Control Panels fitted to a system or network, which includes all FACP's & Network Repeater Panels installed.

9. Vizulinx



Product Data sheet:
Quick Start Guide:
Enclosure:
Finish/Colour:

DS108 - Vizulinx Data sheet (see website)
Man-1428
Housed M2 - 1.2mm mild sheet steel
Housed M2 Lid & Box - EPC (BS 00 A 05, mid grey fine texture)



Panels

Product Description	Dimensions (mm)	Code
Vizulinx Gateway Unit (Housed - M2) complete with power supply	368W x 306H x 88D	K85000 M2

Extras

Product Description	Dimensions (mm)	Code
Vizulinx Gateway Unit (Unit Only)	106W x 90H x 32D	K85000

Upgrade

Product Description	Code
BMS 1 panel license upgrade	K85001BLU
Radio system license upgrade	K85001RLU
ESPA system license upgrade	K85001ELU
Speech dialler license upgrade	K85001SLU
Scope paging systems license upgrade	K85001PLU

Additional Info

Hints & Tips

Supported Kentec Electronics Panels - Syncro Analogue Addressable Fire Alarm Control Panel, Syncro AS Analogue Addressable Fire Alarm Control Panel, Sigma CP 2-8 zone conventional panels (EN), Sigma XT 3 zone, single area extinguishing system (EN), and Sigma XT+ multi Area conventional extinguishing panel.

Conventional Fire Detection Control Equipment

Sigma CP
2 & 4 Wire Conventional
Fire Control Panel

28

30

Sigma CP-R
Fire Control Panel Repeaters

9. Sigma CP

Conventional Fire Control Panels



Product Data sheet:	DS37 - Sigma CP (see website)
	DS65 - Sigma CP-A AlarmSense (see website)
Product Manual:	Man-1078 - Main Manual (see website)
	Man-1082 - User Manual (see website)
	Man-1138 - Sigma CP-A AlarmSense (see website)
Enclosure:	1.2mm mild sheet steel
Battery Capacity:	Up to 7Ah
Finish/Colour:	Lid & Box - EPC (BS 00 A 05, mid grey fine texture)
	Controls Plate - EPC (Ral 7047, light grey)
Certification:	BS EN54-2: BS EN54-4

Panels

Product Description	No. Zones	Enclosure Details (mm)	Code
Sigma CP - Four Wire (Resistor EOL) Conventional Fire Control Panels	2	Surface 385W x 310H x 90D	K11020 M2
	4	Surface 385W x 310H x 90D	K11040 M2
	8	Surface 385W x 310H x 90D	K11080 M2
Sigma CP - Four Wire with LCMU Included (Active EOL) Conventional Fire Control Panels	2	Surface 385W x 310H x 90D	KL11020 M2
	4	Surface 385W x 310H x 90D	KL11040 M2
	8	Surface 385W x 310H x 90D	KL11080 M2
Sigma CP - Two Wire* Conventional Fire Control Panels	2	Surface 385W x 310H x 90D	T11020 M2
	4	Surface 385W x 310H x 90D	T11040 M2
	8	Surface 385W x 310H x 90D	T11080 M2
Sigma CP-A - Two Wire (Apollo Specific) AlarmSense Compatible Conventional Fire Control Panels	2	Surface 385W x 310H x 90D	KA11020 M2
	4	Surface 385W x 310H x 90D	KA11040 M2
	8	Surface 385W x 310H x 90D	KA11080 M2

Extras

Product Description	Enclosure Details (mm)	Code
Semi Flushing Collar (385W x 310H (M2) Cabinet)		M2FCLGT
LCMU Line Continuity Monitoring Unit		K14060
Sigma CP Anciliary PCB		K580
Boxed Sigma CP Anciliary PCB	Surface 385W x 310H x 90D	K02000 M2
Boxed Sigma CP Anciliary PCB with 0.75 Amp PSU	Surface 385W x 310H x 90D	K02750 M2
Sigma CP Sounder PCB		K461
Boxed Sigma CP Sounder PCB	Surface 385W x 310H x 90D	K04000 M2
Boxed Sigma CP Sounder PCB with 5.25 Amp PSU	Surface 385W x 310H x 90D	K04400 M2
Tamper Resistant Vision Window (easy to retrofit on site)	385W x 310H (fits M2 box)	K18002**

See Note
on Page 5

Spares

Product Description	No. Zones	Code
Sigma CP - Four Wire - Replacement Panel PCB	2	K444C
	4	K445C
	8	K446C
Sigma CP - Two Wire - Replacement Panel PCB	2	K447C
	4	K448C
	8	K449C
Sigma CP-A - Two Wire - Replacement Panel PCB	2	S762
	4	S763
	8	S764

Additional Info

Hints & Tips

****Two Wire**** panels require special detector bases, such as Apollo 45681-206 or Hochiki YBO-R/5PA and special call points. Refer to manual Man-1078 for details. Compatible break glass call points should be used for two-wire systems.

****** Surface mounted enclosures only.

All panels are supplied with end of line resistors fitted.

To comply with the requirements of BS5839 Part 1, one LCMU per zone is required when used with diode bases. (4 Wire models only).

Ancillary PCB's connect to the control panel via a two wire Serial connection.

NOTE

The Sigma CP-A range of Conventional Control Panels are only compatible with Apollo AlarmSense devices.

10. Sigma CP-R

Fire Control Panel Repeaters



Product Data sheet: DS39 (see website)

Product Manual: Man-1093 (see website)

Enclosure: 1.2mm mild sheet steel

Battery Capacity: Up to 7Ah (required on mains powered versions only)

Finish/Colour: Lid & Box - EPC (BS 00 A 05, mid grey fine texture)

Controls Plate - EPC (Ral 7047, light grey)

Panels

Product Description	PSU	No. Zones	Enclosure Details (mm)	Code
Sigma CP-R Conventional Repeater Panel	24V version	2	Surface 385W x 310H x 60D	E01020 L2
		4	Surface 385W x 310H x 60D	E01040 L2
		8	Surface 385W x 310H x 60D	E01080 L2
	230V version	2	Surface 385W x 310H x 60D	K01020 M2
		4	Surface 385W x 310H x 60D	K01040 M2
		8	Surface 385W x 310H x 60D	K01080 M2

Extras

Product Description	Enclosure Details (mm)	Code
Semi Flushing Collar	385W x 310H (L2/M2) cabinet	M2FCLGT
Tamper Resistant Vision Window geasy to retrofit on site)	385W x 310H (fits M2 box)	K18002*

Spares

Product Description	PSU	No. Zones	Code
Sigma CP-R Replacement Panel PCB	24V version	2	K581B
		4	K582B
		8	K583B
	230V version	2	K573B
		4	K574B
		8	K575B

Additional Info

Hints & Tips

* Surface mounted enclosures only

Sigma CP-R are full function repeater panels. Sigma CP-R is compatible with all Sigma CP and Sigma CP-A panels.

Repeater panels connect to control panels via a two-wire Serial connection.

Panels with an "E" prefix require an additional two wires for 24V Power.

Panels with a "K" prefix require a 230V AC mains connection and have battery charging capability.

Extinguishant System Control Equipment

Sigma XT
3 Zone Single Area Extinguishant
Control Panels to BS EN12094-1

32

Sigma XT+
Multi Area Extinguishant
Control Panels to BS EN12094-1

33

Sigma Si
Extinguishant Status Indicators


34

35 **Sigma XT Ancillaries**
Extinguishant Abort Button, Hold off Unit &
Keyswitch Units

36 **Syncro XT+**
Multi Area Addressable Extinguishant
Control Panels

38 **Fire-Cryer Plus**
Extinguishing Voice Sounder Kit

12. Sigma XT | 3 Zone Single Area Extinguishant Control Panels



Product Data sheet:	DS40 - Sigma XT (see website)
Product Manual:	Man-1088 - Sigma XT Main Manual (see website) Man-1091 - Sigma XT User Manual (see website)
Enclosure:	1.2mm mild sheet steel
Battery Capacity:	Up to 7Ah
Finish/Colour:	Lid & Box - EPC (BS 00 A 05, mid grey fine texture) Controls Plate - EPC (Ral 7047, light grey)
Certification:	BS EN12094-1, BS EN54-2: BS EN54-4

Panels

Product Description	Enclosure Details (mm)	Code
Sigma XT - Extinguishant Control Panel	Surface 385W x 310H x 90D	K11031 M2

Extras

Product Description	Enclosure Details (mm)	Code
Semi Flushing Collar	385W x 310H (L2/M2) cabinet	M2FCLGT
Boxed Sigma XT Ancillary PCB	Surface 385W x 310H x 90D	K03000 M2
Boxed Sigma XT Ancillary PCB with 0.75 Amp PSU	Surface 385W x 310H x 90D	K03750 M2
Tamper resistant vision window (easy to retrofit on site)	385W x 310H (fits M2 box)	K18002

See Note
on Page 5

Spares


Product Description	Code
Sigma XT Extinguishant control panel PCB	K509
Sigma XT Extinguishant control panel PCB c/w plate (English Language Only)	K11509
Sigma XT ranges replacement yellow pull flap (English text)	M530UK
Sigma XT Ancillary PCB	K588

Additional Info

Hints & Tips

Sigma XT Extinguishant control panels have 3 detection zones, count down timer display & extract control facility as standard. Sigma XT supports Sigma Si status indicators (up to 7 per panel) via a 4 core cable (data & power). Sigma XT Extinguishant control panels have been tested & certified to EN12094-1.

13. Sigma XT+ | Multi-Area Extinguishant Control Panels



Product Data sheet:	DS50 - Sigma XT+ (see website)
Product Manual:	Man-1111 - Sigma XT+ Coincidence Unit (see website) Man-1112 - Sigma XT+ Multi-Area (see website)
Enclosure:	1.2mm mild sheet steel
Battery Capacity:	Up to 7Ah - (K21001, K21021, K21041, K21042, K21081, K21082) Up to 12Ah - (K21083, K21084)
Finish/Colour:	Lid & Box - EPC (BS 00 A 05, mid grey fine texture) Controls Plate - EPC (Ral 7047, light grey)
Certification:	BS EN12094-1, BS EN54-2: BS EN54-4

Panels

Product Description	Ext. Areas	Enclosure Details (mm)	Code
Sigma XT+ Extinguishant Coincidence unit	1	Surface 385W x 310H x 110D	K21001 M2
Sigma XT+ 2 Zone - Extinguishant Control Panel	1	Surface 385W x 520H x 110D	K21021 M3
Sigma XT+ 4 Zone Extinguishant Control Panel	1	Surface 385W x 520H x 110D	K21041 M3*
	2	Surface 385W x 520H x 110D	K21042 M3
Sigma XT+ 8 Zone Extinguishant Control Panel	1	Surface 385W x 520H x 110D	K21081 M3*
	2	Surface 385W x 520H x 110D	K21082 M3
	3**	Surface 385W x 700H x 145D	K21083 M4*
	4**	Surface 385W x 700H x 145D	K21084 M4

Extras

Product Description	Enclosure Details (mm)	Code
Extinguishant module including PCB and plate (Can be retrofitted to upgrade system)*		K700
Semi Flushing Collar	385W x 310H (M2/H2) cabinet	M2FCLGT
	385W x 520H (M3) cabinet	M3FCLGT
	385W x 700H (M4) cabinet	M4FCLGT
LCMU Line Continuity Monitoring Unit		K14060
Sigma CP Ancillary PCB		K580
Sigma CP Sounder PCB		K461
Sigma XT Ancillary PCB		K588

Spares

Product Description			Code
Replacement Extinguishant PCB	Coincidence Unit		K597
	Extinguishant Panel		K718
Sigma CP - Replacement Panel PCB - Four Wire	2 Zones		K444C
	4 Zones		K445C
	8 Zones	1 & 2 Area	K446C
		3 & 4 Area	K719

Additional Info

Hints & Tips

*Items marked can be upgraded to include an additional releasing module K700.

**Fitted with the larger 5.25A PSU.

See page 34 for compatible status units. Tamper Resistant Vision Windows are available, please see page 46.

14. Sigma Si | Extinguishant Status Indicators



Product Data sheet: DS41 - Sigma Si (see website)

Product Manual:

Man-1089 - Sigma Si Manual (see website)

Man-1097 - Sigma Si Weatherproof Manual (see website)

Enclosure:

1.2mm mild sheet steel

Finish/Colour:

Lid & Box - EPC (BS 00 A 05, mid grey fine texture)

Panels

Product Description			Enclosure Details (mm)		Code
Sigma Si - Extinguishant Status Unit	6 Lamps	Standard	Surface	186W x 132H x 50D	K911000 M8
		with Mode Select function	Surface	186W x 132H x 50D	K911100 M8
		with Manual Release function	Surface	186W x 132H x 50D	K911010 M8
		with Manual Release function	Surface	186W x 132H x 50D	K911110 M8
	10 Lamps*	with Mode Select & Manual Release function	Surface	186W x 132H x 50D	K911113 M8
Sigma Si - Weatherproof (IP65) Extinguishant Status Unit	6 Lamps	Standard	Surface	256W x 170H x 60D	W911000 W8
		with Mode Select function	Surface	256W x 170H x 60D	W911100 W8
		with Manual Release function	Surface	256W x 170H x 60D	W911110 W8
		with Manual Release function	Surface	256W x 170H x 60D	W911110 W8
	10 Lamps*	with Mode Select & Manual Release function	Surface	256W x 170H x 60D	W911113 W8*

Extras

Product Description		Code
Semi Flushing Collar 186W X 132H (M8) cabinet	Economy (basic flushing collar) - Flat plate	M8FCLGT
	Standard (multi purpose flushing collar)	M8FCSLGT

Spares

Product Description	Code
Sigma Si Extinguishant status unit PCB	K569
Sigma XT ranges replacement yellow pull flap (English text)	M530UK


Additional Info

Hints & Tips


* "Sigma Si" 10 lamp version is not suitable for use with Sigma XT+ control panels.
"Sigma Si" status units can only be used with Sigma XT and Sigma XT+ control panels.



Model: W911113W8
Weatherproof Version
(IP65)



M8FCLGT
Economy Flushing Collar



M8FCSLGT
Standard Flushing Collar

15. Sigma XT Ancillaries



Product Data sheet: DS86 - Extinguishant Abort Button, Hold off Unit & Keyswitch Units (see website)
Product Manual: Man-1083 - Hold Off Unit Manual (see website)
Man-1207 - Extinguishant Abort Unit (see website)
Enclosure: 1.2mm mild sheet steel
Finish/Colour: Lid & Box - EPC (BS 00 A 05, mid grey fine texture)

Panels

Product Description		Enclosure Details (mm)		Code
Sigma XT - Extinguishant Hold Off Unit	Green Button Grey lid & box (BS00A05)	Surface	97W x 97H x 50D	K91000 M10
	Red Button White lid & box (BS7273)	Surface	97W x 97H x 50D	KB91000 M10
Sigma XT - System Abort Button Unit		Surface	97W x 97H x 50D	K13470 M10
Sigma XT - Extinguishant Extract Keyswitch Unit		Surface	97W x 97H x 50D	K13520 M10
Sigma XT - Main/ Reserve Duty Extinguishant Keyswitch Unit		Surface	97W x 97H x 50D	K13480 M10

Extinguishant

Extras

Code	Product Description
M10FCLGT	Semi Flushing Collar (97W x 97H (M10) cabinet

Additional Info

Hints & Tips

“Sigma Si” Keyswitch Units can only be used with Sigma XT and Sigma XT+ control panels.



Model No. K13470M10



Model No. K91000M10
(Grey box, Green Button)



Model No. KB91000M10
(White box, Red Button)




Model No. K13480M10



Model No. K13520M10

16. Syncro XT+ | Multi Area Addressable Extinguishant Control Panels



Product Data sheet:	DS58 (see website)
Product Manual:	Man-1197 (see website)
Enclosure:	1.2mm mild sheet steel
Battery Capacity:	Up to 12Ah
Finish/Colour:	Lid & Box EPC (BS 00 A 05, mid grey fine texture)
Protocol:	See Below
Loop Explorer:	Loop Explorer 2 (LE2) must be used with this product
Certification:	BS EN12094-1, BS EN54-2 and BS EN54-4

Panels

Product Description	Protocol	Ext. Areas	No. Loops	Enclosure Details (mm)	Code
Syncro XT+ Multi Area Addressable Extinguishant Control Panel	Apollo	1	1	Surface 385W x 520H x 110D	A31161 M3
			2	Surface 385W x 520H x 110D	A32161 M3
		2	1	Surface 385W x 520H x 110D	A31162 M3
			2	Surface 385W x 520H x 110D	A32162 M3
		3	1	Surface 385W x 700H x 145D	A31163 M4
			2	Surface 385W x 700H x 145D	A32163 M4
		4	1	Surface 385W x 700H x 145D	A31164 M4
			2	Surface 385W x 700H x 145D	A32164 M4
	Hochiki ESP	1	1	Surface 385W x 520H x 110D	H31161 M3
			2	Surface 385W x 520H x 110D	H32161 M3
		2	1	Surface 385W x 520H x 110D	H31162 M3
			2	Surface 385W x 520H x 110D	H32162 M3
		3	1	Surface 385W x 700H x 145D	H31163 M4
			2	Surface 385W x 700H x 145D	H32163 M4
		4	1	Surface 385W x 700H x 145D	H31164 M4
			2	Surface 385W x 700H x 145D	H32164 M4

NOTE All panels are compatible with Sigma Si status and hold off units wired directly to the individual ECU's. (See page 32).

16. Syncro XT+ | Multi Area Addressable Extinguishant Control Panels (continued)

Panels

Product Description		Enclosure Details (mm)		Code
Syncro Si ** - Addressable Extinguishant Status Unit (Apollo Protocol only)	Standard	Surface	186W x 132H x 50D	A91000 M8
	with Manual Release function	Surface	186W x 132H x 50D	A91100 M8
	with Manual Release & Mode Select function	Surface	186W x 132H x 50D	A91110 M8
Syncro Si ** - Weatherproof (IP65) Addressable Extinguishant Status Unit (Apollo Protocol only)	Standard	Surface	256W x 170H x 60D	A91000 W8
	with Manual Release function	Surface	256W x 170H x 60D	A91100 W8
	with Manual Release & Mode Select function	Surface	256W x 170H x 60D	A91110 W8
Syncro Si ** - Extinguishant hold off switch unit (White lid + box) (Apollo Protocol only)		Surface	97W x 97H x 50D	A90001 M10

Extras

Product Description		Code
Semi Flushing Collar	385W x 520H (M3) cabinet	M3FCLGT
	385W x 700H (M4) cabinet	M4FCLGT
Syncro AS Loop 2 Extension Card	Apollo Protocol	K586A
	Hochiki ESP Protocol	K586H
Syncro I/O - 16 Channel I/O board		K560
Syncro I/O - 8 Way Relay Extender Board		K547
Syncro I/O - 6 Way Sounder Extender Board		K546
Syncro I/O - 4 Way Conventional Detection Zone Module		K545

Spares

Product Description		Code
Syncro XT+ Replacement Extinguishant Module PCB		K2056
Syncro XT+ Controller PCB	Apollo	KX785A
	Hochiki ESP	KX785H
Syncro Si Extinguishant Status Board		K702
Syncro XT+ Extinguishant Module with PCB and Plate		K701

Additional Info

Hints & Tips

** Syncro Si status and hold off units are addressable and can only be used with **Apollo protocol** Syncro XT+ control panels. All panels are compatible with Sigma Si status and hold off units wired directly to the individual ECU's. (See page 32). Syncro Si status and hold off units are wired on the Syncro Apollo detection loop. Syncro XT+ panels must be programmed with **LE2 Software**.

17. Fire-Cryer Plus | Extinguishing Voice Sounder Kit



Product Data sheet: DS115 (see website)
 Housing Material: ABS
 Colour: Red

Panels

Product Description	Code
Fire-Cryer Plus Extinguishing Voice Sounder Kit 1 x EP2 Extinguishing Control PCB, 2 x Fire-Cryer Plus Sounders with Indicator	KFC3-KEK
Fire-Cryer Plus - Red with Red Beacon Deep Base IP66	KFC3-ARRD
Replacement EP2 Extinguishing Control PCB	KFC3-EP2

Additional Info

Hints & Tips

Supported Kentec Electronics Panels - Sigma XT, Sigma XT+, Syncro XT+.

Tones and messages for Fire-Cryer Plus

Message No	Starting Tone	Beacon Flash	Voice Message	Triggered By
Message 1	Bell tone pulsed at 1 second ON, 1 second OFF	N	First stage extinguishant release warning. Please evacuate the area. Evacuate the area.	1st stage
Message 2	Banshee LF Fast sweep, 800Hz to 950Hz swept at 9Hz, pulsed at 1 second ON, 1 second OFF	Y	Extinguishing release imminent	2nd stage
Message 3	Banshee LF Fast sweep, 800Hz to 950Hz, swept at 9Hz, pulsed at 1 second ON, 1 second OFF	Y	Extinguishing Released	2nd stage discharge confirmation
Message 4	No Tone	Y	Extinguishing gas release on hold	Hold circuit activation

Power Supplies

Battery Chargers &
Power Supplies **40**

42 Battery Enclosure
& Batteries

17. Battery Chargers & Power Supplies



Sigma CP style

Product Data sheet: DS61 (see website)
 Product Manual: Man-1128 (K406) (see website)
 Enclosure: 1.2mm mild sheet steel
 Finish/Colour: Lid & Box - EPC (BS 00 A 05, mid grey fine texture)
 Certification: BS EN54-4

Panels

Product Description	PSU	Battery Info	Enclosure Details (mm)	Code
Unboxed Power Supplies	2.5A			K407
	5.25A			K406
	10.25A			K408
Power Supply (Boxed) To match Syncro Styling	2.5A	Max. 12Ah Battery	Surface 500W x 355H x 117D	K25250 03
	5.25A	Max. 17Ah Battery	Surface 500W x 355H x 117D	K25400 03
		Max. 26Ah Battery	Surface 500W x 460H x 190D	K25400 15
	10.25A	Max. 17Ah Battery	Surface 500W x 355H x 117D	K25800 03
		Max. 45Ah Battery	Surface 500W x 460H x 190D	K25800 15
Dual Power Output Power Supply (Boxed) To match Syncro Styling	2.5A	Max. 12Ah Battery	Surface 500W x 355H x 117D	KD25250 03*
	5.25A	Max. 17Ah Battery	Surface 500W x 355H x 117D	KD25400 03*
		Max. 26Ah Battery	Surface 500W x 460H x 190D	KD25400 15*
	10.25A	Max. 17Ah Battery	Surface 500W x 355H x 117D	KD25800 03*
		Max. 45Ah Battery	Surface 500W x 460H x 190D	KD25800 15*
Power Supply (Boxed) To match Sigma CP/XT & Syncro AS Styling	2.5A	Max. 7Ah Battery	Surface 385W x 310H x 90D	K25250 M2
		Max. 12Ah Battery	Surface 385W x 520H x 110D	K25250 M3
	5.25A	Max. 17Ah Battery	Surface 385W x 520H x 110D	K25400 M3
		Max. 45Ah Battery	Surface 385W x 520H x 200D	K25800 D3
	10.25A			
Dual Power Output Power Supply (Boxed) To match Sigma CP/XT & Syncro AS Styling	2.5A	Max. 7Ah Battery	Surface 385W x 310H x 90D	KD25250 M2
		Max. 12Ah Battery	Surface 385W x 520H x 110D	KD25250 M3*
	5.25A	Max. 17Ah Battery	Surface 385W x 520H x 110D	KD25400 M3*
		Max. 45Ah Battery	Surface 385W x 520H x 200D	KD25800 D3*
	10.25A			

17. Battery Chargers & Power Supplies (Continued)

Extras

Product Description		Code
Semi Flushing Collar	385W x 310H (M2) Cabinet	M2FCLGT
	385W x 520H (M3) Cabinet	M3FCLGT
	500W x 355H (03) Cabinet	M266LGT
	500W x 460H (15) Cabinet	M272LGT

Spares

Product Description	Code
2.5A Charger Unit - Chassis only	K407
5.25A Charger Unit - Chassis only	K406
10.25A Charger Unit - Chassis only	K408
Dual power output board retrofit kit - RPSM2 (also provides a fault output from the charger)	K738

Additional Info

Photographs



Sigma style (K25400M3)



Syncro style (K2540003)

* Models with KD prefix are fitted with dual power output monitoring module for compliance with EN54-4 clause 6.4 Power supply Interface. KD PSUs are for remotely supplying fire control panels via diverse routing.

2.5A & 5.25A versions are approved to BSI standards.

10.25A versions are approved to LPCB standards.



BS EN54-4
KM 73505



LPCB Ref. 360a

18. Battery Enclosures & Batteries



Sigma CP style

Enclosure: 1.2mm mild steel
Finish/Colour: Lid & Box - EPC (BS 00 A 05, mid grey fine texture)

Panels

Product Description	Battery Info	Enclosure Details (mm)	Code
Battery Box To match Syncro Styling	Max. 18Ah Battery	Surface 500W x 355H x 117D	K16202 03
	Max. 24Ah Battery	Surface 500W x 355H x 145D	K16199 11
	Max. 38Ah Battery	Surface 500W x 355H x 205D	K16303 13
	Max. 65Ah Battery	Surface 720W x 300H x 300D	K16102 45
Battery Box To match Sigma CP/XT & Syncro AS Styling	Max. 7Ah Battery	Surface 385W x 310H x 90D	K16100 M2
	Max. 18Ah Battery	Surface 385W x 520H x 110D	K16100 M3
	Max. 38Ah Battery	Surface 385W x 520H x 200D	K16100 D3

Batteries

Product Description	Battery Info	Code
Sealed Lead Acid Battery - 12 Volt	2 A/H	K1700
	2.8 A/H	K1710
	7 A/H	K1715
	9 A/H*	K1717
	12 A/H	K1720
	18 A/H	K1725
	24 A/H	K1735
	38 A/H	K1740

Extras

Product Description	Code
Semi Flushing Collar	385W x 310H (M2) Cabinet M2FCLGT
	385W x 520H (M3,D3) Cabinet M3FCLGT
	500W x 355H (03,11,13) Cabinet M266LGT

Additional Info

Hints & Tips

*Ideal capacity upgrade instead of 7AH version.

Miscellaneous

Conventional Sounder Controller Units	44	48	Remote Indicator Units Remote Fire Detection Indicator Units
Warning Signs Illuminated Signs Using High Intensity LED Indicators	45	48	Ancillary Items
Sigma DocBox Document Enclosure	46	49	Miscellaneous Items & Replacement Parts
Tamper Resistant Vision Window	46	51	Spares & Replacement Parts Older Products
Plant Isolate/ Audio Visual Audible and Visual Indicator Units	47	52	Brushed Stainless Steel Wall Mountable Printed Zonal Plan
		52	Acrylic Wall Mountable Printed Zonal Plan

19. Conventional Sounder Controller Units



Product Data sheet: DS48 (see website)

Enclosure: 1.2mm mild sheet steel

Battery Capacity: Up to 12Ah* Up to 4Ah**

Finish/Colour: Lid & Box - EPC (BS 00 A 05, mid grey fine texture)

Panels

Product Description		Enclosure Details (mm)	Code
Conventional Sounder Control Unit	2 Way (5.25A PSU)	Surface 500W x 355H x 117D	K17402 03*
	4 Way (5.25A PSU)	Surface 500W x 355H x 117D	K17404 03*
	6 Way (5.25A PSU)	Surface 500W x 355H x 117D	K17406 03*
Sigma CP Sounder Control Unit (8 Way)	c/w Enclosure	Surface 385W x 310H x 90D	K04000 M2**
	c/w Enclosure & 5.25A PSU	Surface 385W x 310H x 90D	K04400 M2**

Extras

Product Description		Code
Semi Flushing Collar	385W x 310H (M2) Cabinet	M2FCLGT
	500W x 355H (03) Cabinet	M266LGT

Spares

Product Description	Code
5.25 Amp Charger Unit (Chassis only)	K406
2 Way Sounder Card	K577
2 Way Sounder Extender Card	S152
Sigma CP Sounder PCB	K461

Additional Info

Hints & Tips

Conventional sounder controllers provide additional sounder circuits or additional sounder circuit capacity for most conventional Fire Detection Systems

20. Warning Signs | Illuminated Signs Using High Intensity LED Indicators



Product Data sheet: DS64 (see website)
 Product Manual: Man-1139 (see website)
 Enclosure: 1.2mm mild sheet steel
 Finish/Colour: Lid & Box - EPC (BS 00 A 05, mid grey fine texture)

Panels

Product Description	Text Colour	Wording	Enclosure Details (mm)	Code
Illuminated Sign	Red on Black	"FIRE ALARM DO NOT ENTER"	Surface 300W x 195H x 50D	K27102
	Red on Black	"FIRE ALARM EVACUATE AREA"	Surface 300W x 195H x 50D	K27101
	Black on Yellow	"EXTINGUISHING SYSTEM ACTIVATED"	Surface 300W x 195H x 50D	K27202
Illuminated Sign Custom Wording (printed acrylic front only)	Red on Black	(Specify text)	Surface 300W x 195H x 50D	X2710
	Black on Yellow	(Specify text)	Surface 300W x 195H x 50D	X2720
	Black on Green	(Specify text)	Surface 300W x 195H x 50D	X2730
Illuminated Sign Weatherproof (IP66)	Red on Black	"FIRE ALARM DO NOT ENTER"	Surface 300W x 230H x 86D	WK27102
	Red on Black	"FIRE ALARM EVACUATE AREA"	Surface 300W x 230H x 86D	WK27101
	Black on Yellow	"EXTINGUISHING SYSTEM ACTIVATED"	Surface 300W x 230H x 86D	WK27202
Illuminated Sign Weatherproof (IP66) Custom Wording (printed acrylic front only)	Red on Black	(Specify text)	Surface 300W x 230H x 86D	WX2710
	Black on Yellow	(Specify text)	Surface 300W x 230H x 86D	WX2720
	Black on Green	(Specify text)	Surface 300W x 230H x 86D	WX2730

Extras

Product Description			Code
Semi Flushing Collar (300W x 195H cabinet)			M948LGT
Replacement Printed Acrylic Piece	Red on Black	"FIRE ALARM DO NOT ENTER"	M945PRUK
	Red on Black	"FIRE ALARM EVACUATE AREA"	M945PRUK2
	Black on Yellow	"EXTINGUISHING SYSTEM ACTIVATED"	M945PYUK
	Special Designation - Specify text		X2700

Additional Info

Hints & Tips

For split level versions, contact sales on +44 (0) 01322 222121

Split level function - allows top half and bottom half of sign to be illuminated independently with no light spillage between halves.



Weatherproof Version

21. Sigma DocBox | Document Enclosure



Product Data sheet: DS42 (see website)
 Product Manual: Man-1087 (see website)
 Enclosure: 1.2mm mild sheet steel
 Finish/Colour: Lid & Box - EPC (BS 00 A 05, mid grey fine texture or RAL3002, Red)

Panels

Product Description		Enclosure Details (mm)	Code
Sigma DocBox - Document Enclosure	Standard Version	Surface 385W x 310H x 60D	K16000 L2
	Deep Version	Surface 385W x 310H x 90D	K16000 M2
	Extra Deep Version	Surface 385W x 310H x 110D	K16000 H2
Sigma DocBox Red - Document Enclosure	Low Profile Version	Surface 385W x 310H x 60D	KR16000 L2
	Standard Version	Surface 385W x 310H x 60D	KR16000 M2
	Extra Deep Version	Surface 385W x 310H x 110D	KR16000 H2

Extras

Product Description	Enclosure Details (mm)	Code
Semi Flushing Collar	385W x 310H (L2/M2/ H2) Cabinet	M2FCLGT

22. Tamper Resistant Vision Window



Product Data sheet: DS56 (see website)
 Product Manual: Man-1124 (see website)
 Enclosure: 1.2mm mild sheet steel
 Finish/Colour: Lid & Box - EPC (BS 00 A 05, mid grey fine texture)

NOTE Panel purchased seperately

Panels

Product Description		Enclosure Details (mm)	Code
Tamper Resistant Vision Window (easy to retrofit on site*)	Fits M2 box	Surface 385W x 310H	K18002
	Fits M3 box	Surface 385W x 520H	K18003
	Fits M4 box	Surface 385W x 700H	K18004

Extras

Product Description	Enclosure Details (mm)	Code
Semi Flushing Collar	385W x 310H (M2) Cabinet	M2FCLGT
	385W x 520H (M3) Cabinet	M3FCLGT
	385W x 700H (M4) Cabinet	M4FCLGT

* Surface mounted enclosures only

23. Plant Isolate/ Audio Visual | Audible and Visual Indicator Units



Product Data sheet: DS63 (see website)
 Product Manual: Man-1137 (see website)
 Enclosure: 1.5mm mild sheet steel
 Finish/Colour: Lid & Box - EPC (BS 00 A 05, mid grey fine texture)

Panels

Product Description	Designations	Keyswitch	Enclosure Details (mm)		Code
Audio Visual Red Fire Alarm Indicator (Red LEDs)	ALARM	No	Surface	97W x 97H x 50D	K24100-M10
	ALARM Turn Key to Silence	Silence Keyswitch (retained)	Surface	97W x 97H x 50D	K24110-M10
Plant Isolate Yellow Alarm Indicator (Yellow LEDs)	PLANT ISOLATED	No	Surface	97W x 97H x 50D	K24200-M10
	PLANT ISOLATE Turn Key to Isolate	Isolate Keyswitch (retained)	Surface	97W x 97H x 50D	K24210-M10

Extras

Product Description	Enclosure Details (mm)	Code
Semi Flushing Collar	97W x 97H (M10) cabinet	M10FCLGT

Additional Info

Hints & Tips

These images show how the Plant Isolate/Audio Visual Units come supplied but you can create your own customised designations using our special template at www.kentec.co.uk/Audio.doc

We are able to carry out this work on your behalf. There will be a one off charge of £20-00 for this service.



24. Remote Indicator Unit

Remote Fire Detector Indicator units



Product Data sheet: DS68 (see website)

Product Manual: Man-1142 (see website)

Enclosure: 1.5mm mild sheet steel

Finish/Colour: Lid & Box - EPC (white)

Panels

Product Description		Code
Remote Fire Detector Indicator Unit Printed "Fire Alarm in Concealed Space"	Square	K24001
	Round	K24000

Extras

Product Description	Code
Remote Indicator Unit Ceiling Mounting Clip - Round	M24000

25. Ancillary Items

Equipment

Product Description	Enclosure Details (mm)		Code
LCMU - Line Continuity Monitoring Unit			K14060
Relay Unit Box Only c/w Din Rail	Small	Surface 121W x 170H x 76D	K142529
	Large	Surface 170W x 201H x 76D	K142631
Relay Boards	Single Way		K375
	Four Way		K376
Relay Unit c/w 1 x 2 Pole c/o 10 Amp Relay	Surface	121W x 170H x 76D	K1410129
Relay Unit c/w 2 x 2 Pole c/o 10 Amp Relay	Surface	121W x 170H x 76D	K1415229
Relay Unit c/w 3 x 2 Pole c/o 10 Amp Relay	Surface	170W x 201H x 76D	K1420329
2 Way Sounder Extender PCB Module with Interface (For use with existing panels)			K577
Relay Unit Four Way			K143031

27. Miscellaneous Items & Replacement Parts

Spares Miscellaneous Items

Product Description		Code
Spare Ket Set - Comprises:	1x Enable Switch Key (Ref. 901) 1x Cabinet Lock Key (Ref. 801) 1x Cabinet Lock Key (Ref. FH001) 1x Cabinet Lock Key (Ref. KT3001) 1x Cabinet Lock Key (Ref. CAT30)	S005
Replacement Cabinet Lock	Panels with product codes ending in: 01, 02	B1739
	Panels with product codes ending in: 03, 04, 05, 06, 07, 08, 09, 10, 11, 13, 14, 15, S3, S4	B1695
	Panels with product codes ending in: M1, M2, L2, H2, F2, M3, H3, D3, M4	B3225
Lock replacement kit for Vision Window Cover – K18002, K18003 and K18004)		B2001
Replacement Enable Control Switch	Two Position	B1828
	Three Position	B1830
Replacement Auto/Manual Switch	Two Position	B1829
Thermal Printer Paper Roll (Pack of 20)	80mm Wide Roll (Back loading printer)	KB2415
	57mm Wide Roll (Back loading printer)	KB2869
	58mm Wide Roll (New front loading printer)	KB3472

Spares Semi Flushing Collars

Product Description	Enclosure Details (mm)	Code
<p>Semi Flushing collar to fit box size:-</p> <p>“LGT” collars are finished in 00-A-05</p> <p>For other colours or finishes please contact our sales department on +44 (0)1322 222121.</p>	97W x 97H (M10) cabinet	M10FCLGT
	186W x 132H (fits M8 box, Economy)	M8FCLGT
	186W x 132H (fits M8 box, Standard	M8FCSLGT
	186W x 132H (fits M8 box Red)	M8FCSR
	186W x 132H (fits M8 box Grey)	M8FCSGY
	300W x 195H	M948LGT
	330W x 255H (fits M1 box)	M1FCLGT
	385W x 310H (fits M2, L2, H2 box)	M2FCLGT
	385W x 520H (fits M3, D3 box)	M3FCLGT
	385W x 700H (fits M4 box	M4FCLGT
	368W x 310H (fits AM2 box red)	AM2FCRD
	368W x 310H (fits AM2 box Grey)	AM2FCGY
	420W X 590H (fits M5 box)	M5FCLGT
	500W x 355H (fits 03, 11, 13 box)	M266LGT
	500W x 460H (fits 15 box)	M272LGT
	500W x 650H (fits S4 box)	M925LGT
	570W x 420H (fits 05 box)	M267LGT
	600W x 700H (fits 07 box)	M268LGT
	700W x 1000H (fits 09 box)	M269LGT

27. Miscellaneous Items & Replacement Parts (Continued)

Spares		Panel Back Boxes (without lids)	
Product Description	Enclosure Details (mm)		Code
Plain painted back boxes "LGT" boxes are finished in BS4800 00-A-05 (mid grey fine texture) polyester powder coat. (Suitable for indoor use only) For other colours or finishes please contact our sales department on +44 (0)1322 222121.	Surface	330W x 255H x 90D (Product codes ending in M1)	M1LGT
	Surface	385W x 310H x 90D (Product codes ending in M2)	M2LGT
	Surface	385W x 310H x 60D (Product codes ending in L2)	L2LGT
	Flush	443W x 343H x 60D (Product codes ending in F2)	F2LGT
	Surface	385W x 520H x 110D (Product codes ending in M3)	M3LGT
	Surface	385W x 520H x 200D (Product codes ending in D3)	D3LGT
	Surface	385W x 700H x 140D (Product codes ending in M4)	M4LGT
	Flush	370W x 295H x 100D (Product codes ending in 02)	M499LGT
	Surface	500W x 355H x 108D (Product codes ending in 03)	M202LGT
	Surface	500W x 355H x 140D (Product codes ending in 11)	M199LGT
	Surface	500W x 355H x 200D (Product codes ending in 13)	M303LGT
	Surface	500W x 650H x 137D (Product codes ending in S4)	M922LGT
	Flush	506W x 360H x 130D (Product codes ending in 14)	M210LGT
	Surface	500W x 465H x 190D (Product codes ending in 15)	M175LGT
	Surface	600W x 700H x 140D (Product codes ending in 07)	M180LGT
	Flush	606W x 706H x 115D (Product codes ending in 08)	M183LGT
	Surface	700W x 1000H x 145D (Product codes ending in 09)	M220LGT
	Surface	720W x 300H x 300D (Product codes ending in 45)	M102LGT

27. Miscellaneous Items & Replacement Parts (Continued)

Spares		Replacement Panel Lids	
Product Description		Enclosure Details (mm)	Code
Painted Lids "LGT" lids are finished in BS4800 00-A-05 (mid grey fine texture) polyester powder coat. (Suitable for indoor use only) For other available lids, colours or finishes please contact our sales department on +44 (0)1322 222121.	Surface	385W x 310H (Product codes ending in M2)	ML2LGT
	Flush	410W x 310H (Product codes ending in F2)	FL2LGT
	Surface	385W x 310H (Product codes ending in M2 - no aperture)	ML2ALGT
	Surface	500W x 355H (Syncro plain lid. Product codes ending in 03)	M695LGT
	Surface	500W x 355H (Syncro plain lid with keyswitch hole. Product codes ending in 03)	M695KLGT
	Flush	500W x 355H (Syncro plain lid. Product codes ending in 14)	M696LGT
	Flush	500W x 355H (Syncro plain lid with keyswitch hole. Product codes ending in 14)	M696KLGT

28. Spares & Replacement Parts - Older Products


Spares		Older Style Panels	
Product Description		Code	
CON.05 - Controller PCB, 4 Zone (K4.01 or K4.01+)		K205S	
K4.01 Extinguishant Release PCB		K283	
K4.01+ Extinguishant Release PCB		K334	
K4PB - Optional Relay Card (Can be fitted to any K4.01+ Control Panel)		K335	
MIOU - Multi Input/Output Unit (Din mount module, Hochiki ESP only)		K559	
LIOU - Multi Input/Output Unit - Lite Version (Hochiki ESP only)		K507	
Syncro XT Main display processor card		S548XT	
Inergen Premier Main display processor card		S548IP	
Syncro XT Extinguishant LED display card		K459	
Syncro XT Loop Controller Board – Apollo Protocol only		K549A	

See Note
on Page 5

29. Brushed Stainless Steel Wall Mountable Printed Zonal Plan

In some EU Countries it is now a requirement to provide a Zonal Plan adjacent to the Fire Control Panel. The Wall Mount Zonal Plan identifies the Zone Area in easy identifiable colours aiding Fire Services when attending site. The Zonal Plans offered are manufactured in a high quality brushed stainless finish. Each plan is provided with a 6mm fixing hole to each corner of the plate to aid in fixing to any wall adjacent or near the Fire Control Panel. Please apply your discount to the below prices.

Description	Box Code*
Wall Mount Zonal Plan 385W x 310H	(M2)
Wall Mount Zonal Plan 500W x 355H	(03)



Brushed Stainless Steel Zonal Plan
385W x 310H (M2)

For other sizes and options please contact our sales department.

To order please state clearly on a separate line of your Purchase Order. Please allow 1-2 weeks Lead time for zonal plans. Please provide the artwork to print in either .DXF or .DWG file format. Artwork needs to be sent as the Zonal Plan is to be printed.

30. Acrylic Wall Mountable Printed Zonal Plan

The Acrylic printed Zonal Plan is the same design as our Brushed Stainless design plates, using a high quality clear acrylic. They are provided with 6mm fixing holes to the corners of the plates to aid in wall mounting adjacent or near to the Fire Control Panel. Please apply your discount to the below prices.

Description	Box Code*
Wall Mount Zonal Plan 385W x 310H	(M2)
Wall Mount Zonal Plan 500W x 355H	(03)



Acrylic Zonal Plan
385W x 310H (M2)

For other sizes and options please contact our sales department.

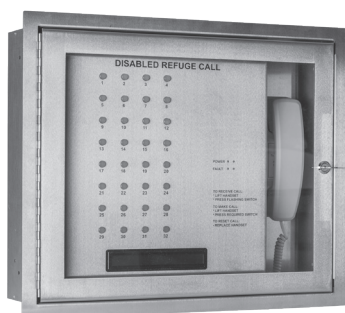
To order please state clearly on a separate line of your Purchase Order. Please allow 1-2 weeks Lead time for zonal plans. Please provide the artwork to print in either .DXF or .DWG file format. Artwork needs to be sent as the Zonal Plan is to be printed.

* (Last 2 digits of product code)

Emergency Building Evacuation Systems

Safe-Point
Emergency Voice
Communication System **54**

31. Safe-Point



Product Data sheet: DS109, DS110, DS111, DS112, DS113, DS114, DS116
(see website)
Product Manual: Man-11484 (see website)

Panels

Product Description	Code
Type B outstation, Green front panel, braille, photo-luminescent lettering, tactile text, induction loop, hands free type	K41300NGR
Type B outstation, Stainless steel, hands free operation, induction loop	K41300NST
Type B Weather resistant outstation, stainless steel, hands free operation, including surface backbox, loop wired	K41400SST
Disabled Refuge - 8 line central unit, with OLED display, loop wired - Flush mounting	K41208FST
Disabled Refuge - 8 line central unit, with OLED display, loop wired - Surface mounting	K41208SST
Disabled Refuge - 16 line central unit, with OLED display, loop wired - Flush mounting	K41216FST
Disabled Refuge - 16 line central unit, with OLED display, loop wired - Surface mounting	K41216SST
Disabled Refuge - 32 line central unit, with OLED display, loop wired - Flush mounting	K41232FST
Disabled Refuge - 32 line central unit, with OLED display, loop wired - Surface mounting	K41232SST
Disabled Refuge - 2 line central unit with 2 x Toilet alarm indication, Radial Wired - Surface mounting	K41102SST
Disabled Refuge - 8 line central unit with OLED display, radial wired - Flush mounting	K41108FST
Disabled Refuge - 8 line central unit with OLED display, radial wired - Surface mounting	K41108SST
Disabled toilet alarm Kit. Power Supply/Overdoor indicator unit, reset plate & pull cord, white PVC plastic, surface mounted	K41700SWP
Disabled toilet alarm Kit. Power Supply/Overdoor indicator unit, reset plate & pull cord. Stainless Steel. Flush mounted.	K41700FST

Extras

Product Description	Code
Flush back box for K41300NST or K41300NGR Loop wired includes short circuit isolator	K41600FGA
Surface back box for K41300NST or K41300NGR Loop wired includes short circuit isolator	K41600SGA
Flush back box for K41300NST or K41300NGR Radial wired	K41500FGA
Surface back box for K41300NST or K41300NGR Radial wired	K41500SGA

UL/ FM Approved Panels

Taktis® 56
Analogue Addressable Fire Control Panel
- 5.25Amp PSU Version

Taktis® 57
Analogue Addressable Fire Control Panel
- 10.25Amp PSU Version

Taktis® 58
Analogue Addressable Fire Control Panel
- Taktis 16L

Taktis® 59
Analogue Addressable Fire Control Panel
- Extras, Spares & Additional Options

Elite RS 60
Analogue Addressable
Control Panels 1 or 2 loops

eView 60
Local LCD Repeaters

eMatrix 61
Configurable Fire Alarm
Mimic Display Panel

XT+ 62
Releasing Control Panel

63 **Sigma A-CP**
Conventional Fire Control Panels

64 **Sigma A-CP Annunciator**
Conventional Annunciator Panels

65 **Sigma A-XT**
3 Zone Single Area Extinguishant
Control Panels

66 **Sigma A-Si**
Extinguishant Status Indicators

67 **PSU**
10Amp Power Supply

67 **Miscellaneous Items &
Replacement Parts**

68 **Vizulinx**
Fire Alarm Management System

69 **Ockular®**
PC Graphics Package

32A. Taktis® UL | 2 - 8 Loop Analogue Addressable Fire Control Panel - 5.25A PSU Version



Enclosure:	1.5mm mild sheet steel
Battery Capacity:	Up to 26Ah (150mm Standard models)
Finish/Colour:	Lid & Box - EPC (Red RAL 3002 semi-gloss) Controls Plate - EPC (Ral 7016, dark grey)
Certification:	UL864 10th edition listed and FM Approved
Enclosure Details:	Standard Enclosure - 420W x 590H x 150D mm (M5)

NOTE

These part numbers are for 5.25Amp PSU, suitable for up to 6 loops dependent upon system design, surface mount versions only. All versions supplied with an enable keyswitch.



Panels

Product Description	No.Zones	Enable Key	Printer	Enclosure	Colour	Language	Code
Taktis UL - 2 Loop, Hochiki Protocol, 5.25 Amp PSU Standard Enclosure	0 Zone LED's	Yes	No	M5, 1 aperture (surface)	Red	English (US)	TK102H1-10
	0 Zone LED's	Yes	Yes	M5, 2 aperture (surface)	Red	English (US)	TK102H1-13
	48 Zone LED's	Yes	Yes	M5, 2 aperture (surface)	Red	English (US)	TK102H1-14
Taktis UL - 2 Loop, Hochiki Protocol, 5.25 Amp PSU Deep Enclosure	0 Zone LED's	Yes	No	D5, 1 aperture (surface)	Red	English (US)	TK302H1-10
	0 Zone LED's	Yes	Yes	D5, 2 aperture (surface)	Red	English (US)	TK302H1-13
	48 Zone LED's	Yes	Yes	D5, 2 aperture (surface)	Red	English (US)	TK302H1-14
Taktis UL - 4 Loop, Hochiki Protocol, 5.25 Amp PSU Standard Enclosure	0 Zone LED's	Yes	No	M5, 1 aperture (surface)	Red	English (US)	TK102H2-10
	0 Zone LED's	Yes	Yes	M5, 2 aperture (surface)	Red	English (US)	TK102H2-13
	48 Zone LED's	Yes	Yes	M5, 2 aperture (surface)	Red	English (US)	TK102H2-14
Taktis UL - 4 Loop, Hochiki protocol, 5.25 Amp PSU Deep Enclosure	0 Zone LED's	Yes	No	D5, 1 aperture (surface)	Red	English (US)	TK302H2-10
	0 Zone LED's	Yes	Yes	D5, 2 aperture (surface)	Red	English (US)	TK302H2-13
	48 Zone LED's	Yes	Yes	D5, 2 aperture (surface)	Red	English (US)	TK302H2-14
Taktis UL - 6 Loop, Hochiki Protocol, 5.25 Amp PSU Standard Enclosure	0 Zone LED's	Yes	No	M5, 1 aperture (surface)	Red	English (US)	TK102H3-10
	0 Zone LED's	Yes	Yes	M5, 2 aperture (surface)	Red	English (US)	TK102H3-13
	48 Zone LED's	Yes	Yes	M5, 2 aperture (surface)	Red	English (US)	TK102H3-14
Taktis UL - 6 Loop, Hochiki Protocol, 5.25 Amp PSU Deep Enclosure	0 Zone LED's	Yes	No	D5, 1 aperture (surface)	Red	English (US)	TK302H3-10
	0 Zone LED's	Yes	Yes	D5, 2 aperture (surface)	Red	English (US)	TK302H3-13
	48 Zone LED's	Yes	Yes	D5, 2 aperture (surface)	Red	English (US)	TK302H3-14

Additional Info

All power supply, enclosure options are based upon 24 hour standby for a standard system. Please ensure you select options appropriate to your project.

Customers have an obligation to ensure the power supply and enclosure selected is suitable for the application and that engineers are duly trained and competent to work on life safety systems.

Semi flushing collars are available, please see page 15.

32B. Taktis® UL | 2 - 8 Loop Analogue Addressable Fire Control Panel - 10.25A PSU Version



Enclosure:	1.5mm mild sheet steel
Battery Capacity:	Up to 26Ah (150mm Standard models)
Finish/Colour:	Lid & Box - EPC (Red RAL 3002 semi-gloss) Controls Plate - EPC (Ral 7016, dark grey)
Certification:	UL864 10th edition listed and FM Approved
Enclosure Details:	Standard Enclosure - 420W x 590H x 150D mm (M5) Deep Enclosure - 420W x 590H x 195D mm (D5)

NOTE

These part numbers are for 10.25Amp PSU, suitable for up to 8 loops dependent upon system design, surface mount versions only. All versions supplied with an Enable Keyswitch.



Panels

Product Description	No.Zones	Enable Key	Printer	Enclosure	Colour	Language	Code
Taktis UL - 2 Loop, Hochiki Protocol, 10.25 Amp PSU Standard Enclosure	o Zone LED's	Yes	No	M5, 1 aperture (surface)	Red	English (US)	TK103H1-10
	o Zone LED's	Yes	Yes	M5, 2 aperture (surface)	Red	English (US)	TK103H1-13
	48 Zone LED's	Yes	Yes	M5, 2 aperture (surface)	Red	English (US)	TK103H1-14
Taktis UL - 2 Loop, Hochiki Protocol, 10.25 Amp PSU Deep Enclosure	o Zone LED's	Yes	No	D5, 1 aperture (surface)	Red	English (US)	TK303H1-10
	o Zone LED's	Yes	Yes	D5, 2 aperture (surface)	Red	English (US)	TK303H1-13
	48 Zone LED's	Yes	Yes	D5, 2 aperture (surface)	Red	English (US)	TK303H1-14
Taktis UL - 4 Loop, Hochiki Protocol, 10.25 Amp PSU Standard Enclosure	o Zone LED's	Yes	No	M5, 1 aperture (surface)	Red	English (US)	TK103H2-10
	o Zone LED's	Yes	Yes	M5, 2 aperture (surface)	Red	English (US)	TK103H2-13
	48 Zone LED's	Yes	Yes	M5, 2 aperture (surface)	Red	English (US)	TK103H2-14
Taktis UL - 4 Loop, Hochiki Protocol, 10.25 Amp PSU Deep Enclosure	o Zone LED's	Yes	No	D5, 1 aperture (surface)	Red	English (US)	TK303H2-10
	o Zone LED's	Yes	Yes	D5, 2 aperture (surface)	Red	English (US)	TK303H2-13
	48 Zone LED's	Yes	Yes	D5, 2 aperture (surface)	Red	English (US)	TK303H2-14
Taktis UL - 6 Loop, Hochiki Protocol, 10.25 Amp PSU Standard Enclosure	o Zone LED's	Yes	No	M5, 1 aperture (surface)	Red	English (US)	TK103H3-10
	o Zone LED's	Yes	Yes	M5, 2 aperture (surface)	Red	English (US)	TK103H3-13
	48 Zone LED's	Yes	Yes	M5, 2 aperture (surface)	Red	English (US)	TK103H3-14
Taktis UL - 6 Loop, Hochiki Protocol, 10.25 Amp PSU Deep Enclosure	o Zone LED's	Yes	No	D5, 1 aperture (surface)	Red	English (US)	TK303H3-10
	o Zone LED's	Yes	Yes	D5, 2 aperture (surface)	Red	English (US)	TK303H3-13
	48 Zone LED's	Yes	Yes	D5, 2 aperture (surface)	Red	English (US)	TK303H3-14
Taktis UL - 8 Loop, Hochiki Protocol, 10.25 Amp PSU Standard Enclosure	o Zone LED's	Yes	No	M5, 1 aperture (surface)	Red	English (US)	TK103H4-10
	o Zone LED's	Yes	Yes	M5, 2 aperture (surface)	Red	English (US)	TK103H4-13
	48 Zone LED's	Yes	Yes	M5, 2 aperture (surface)	Red	English (US)	TK103H4-14
Taktis UL - 8 Loop, Hochiki Protocol, 10.25 Amp PSU Deep Enclosure	o Zone LED's	Yes	No	D5, 1 aperture (surface)	Red	English (US)	TK303H4-10
	o Zone LED's	Yes	Yes	D5, 2 aperture (surface)	Red	English (US)	TK303H4-13
	48 Zone LED's	Yes	Yes	D5, 2 aperture (surface)	Red	English (US)	TK303H4-14

UL/FM Approved

32C. Taktis® UL | Analogue Addressable Fire Control Panel – Taktis UL 16L



Enclosure:	1.5mm mild sheet steel
PSU:	10.25 Amp
Battery Capacity:	Up to 45Ah
Finish/Colour:	Lid & Box - EPC (Red RAL 3002 semi-gloss) Controls Plate - EPC (Ral 7016, dark grey)
Certification:	UL864 10th edition listed and FM Approved
Enclosure Details:	540mm (W) x 720mm (H) x 212mm (D)

NOTE

The part numbers listed below are for the Taktis 16L panel based on an enclosure with one loop card fitted (2 loops) and the capacity to install up to 8 loop cards in total (16 loops). Consideration needs to be taken on larger systems for the required battery capacity, systems requiring larger than 45Ah batteries will require an additional remote power supply to meet the charging requirements.



Panels

Product Description	No.Zones	Enable Key	Printer	Enclosure	Colour	Language	Code
Taktis UL - 10 Loop, Hochiki Protocol, 10.25 Amp PSU Deep Enclosure	0 Zone LED's	Yes	Yes	M6, 2 aperture (surface)	Red	English (US)	TK903H5-13
	48 Zone LED's	Yes	Yes	M6, 2 aperture (surface)	Red	English (US)	TK903H5-14
Taktis UL - 12 Loop, Hochiki Protocol, 10.25 Amp PSU Deep Enclosure	0 Zone LED's	Yes	No	M6, 1 aperture (surface)	Red	English (US)	TK903H6-10
	0 Zone LED's	Yes	Yes	M6, 2 aperture (surface)	Red	English (US)	TK903H6-13
	48 Zone LED's	Yes	Yes	M6, 2 aperture (surface)	Red	English (US)	TK903H6-14
Taktis UL - 14 Loop, Hochiki Protocol, 10.25 Amp PSU Deep Enclosure	0 Zone LED's	Yes	No	M6, 1 aperture (surface)	Red	English (US)	TK903H7-10
	0 Zone LED's	Yes	Yes	M6, 2 aperture (surface)	Red	English (US)	TK903H7-13
	48 Zone LED's	Yes	Yes	M6, 2 aperture (surface)	Red	English (US)	TK903H7-14
Taktis UL - 16 Loop, Hochiki Protocol, 5.25 Amp PSU Deep Enclosure	0 Zone LED's	Yes	No	M6, 1 aperture (surface)	Red	English (US)	TK902H8-10
	0 Zone LED's	Yes	Yes	M6, 2 aperture (surface)	Red	English (US)	TK902H8-13
	48 Zone LED's	Yes	Yes	M6, 2 aperture (surface)	Red	English (US)	TK902H8-14
Taktis UL - 16 Loop, Hochiki Protocol, 10.25 Amp PSU Standard Enclosure	0 Zone LED's	Yes	No	M6, 1 aperture (surface)	Red	English (US)	TK703H8-10
Taktis UL - 16 Loop, Hochiki Protocol, 10.25 Amp PSU Deep Enclosure	0 Zone LED's	Yes	No	M6, 1 aperture (surface)	Red	English (US)	TK903H8-10
	0 Zone LED's	Yes	Yes	M6, 2 aperture (surface)	Red	English (US)	TK903H8-13
	48 Zone LED's	Yes	Yes	M6, 2 aperture (surface)	Red	English (US)	TK903H8-14

Expansion

Code	Product Description
TRCooNC-10	Taktis UL Vision Network Repeater - surface - Red
TRCooNC-40	Taktis UL Vision Network Repeater - surface - Gray
S723-KE	Taktis UL network module (Ethernet and IFAM)
S758-KE	Taktis UL 2 loop card
S791-KE	Taktis UL 8 way relay module
S788-KE	Taktis UL Media Gateway module
S787-KE	Taktis UL Vision Network Annunciator module
S721-KEH	Taktis UL Front panel board (Hochiki)
S722-UL	FACP UL Back board
S786-UL	FACP UL Extension board
S768-UL	FACP UL Printer
S771-UL	FACP UL Zone LED module
S769-UL	FACP UL System A board
S770-UL	FACP UL System B board

Extras

Code	Product Description
KM5FCRD	Taktis UL (4 slot) flushing collar
KM5FCGY	Taktis UL (4 slot) flushing collar
KM1098RD	Taktis UL Vision Repeater flushing collar
KM1098GY	Taktis UL Vision Repeater flushing collar
KB3472	Thermal Printer Paper Roll (Pack of 20) - 58mm Wide
	Taktis UL Demo Case

33. Elite RS | Analogue Addressable Fire Control Panels - 1 or 2 Loops - UL/ FM Approved



Enclosure: 1.2mm mild sheet steel
 Battery Capacity: Up to 17Ah
 Finish/Colour: EPC (Red RAL 3002 semi-gloss, optional grey BS 00 A 05 semi-matt)
 Protocol: Apollo and Hochiki
 Certification: UL Listed and FM Approved




Panels

Product Description	Protocol	Colour	Enclosure Details (mm)		Code
Elite RS - 1 Loop Analogue Addressable Fire Control Panels	Apollo	Red	Surface	368W x 481H x 110D	K0850-10
		Grey	Surface	368W x 481H x 110D	K0850-40
	Hochiki EPS	Red	Surface	368W x 481H x 110D	K0810-10
		Grey	Surface	368W x 481H x 110D	K0810-40
Elite RS - 2 Loops Analogue Addressable Fire Control Panels	Apollo	Red	Surface	368W x 481H x 110D	K0860-10
		Grey	Surface	368W x 481H x 110D	K0860-40
	Hochiki ESP	Red	Surface	368W x 481H x 110D	K0820-10
		Grey	Surface	368W x 481H x 110D	K0820-40

Extras

Product Description	Enclosure Details (mm)		Code
Semi Flushing Collar	Red	Surface 368W x 481H x 110D	K1071-10
	Grey	Surface 368W x 481H x 110D	K1071-40
1 Loop Expansion Card			K1054-00
16 Channel RS485 Serial I/O Interface Card			K1171-00
eNET Communications Interface Card			K1170-00

34. eView | Local LCD Repeater Panels - UL/ FM Approved



Enclosure: 1.2mm mild sheet steel
 Finish/Colour: EPC (Red RAL 3002, optional grey BS 00 A 05 semi-matt)
 Certification: UL Listed and FM Approved



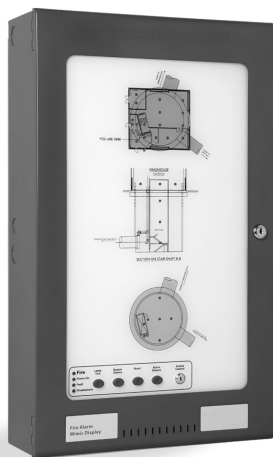
Panels

Product Description	Enclosure Details (mm)		Code
eView Local LCD Repeater Panels	Red	Surface 263W x 191H x 42D	K1172-10
	Grey	Surface 263W x 191H x 42D	K1172-40

Extras

Product Description	Enclosure Details (mm)		Code
Semi Flushing Collar	Red	Surface 263W x 191H x 42D	K1173-10
	Grey	Surface 263W x 191H x 42D	K1173-40

35. eMatrix | Configurable Fire Alarm Mimic Display Panel



Enclosure:	1.2mm mild sheet steel
Battery Capacity:	Up to 12Ah (required on mains powered versions only)
Finish/Colour:	EPC (Red RAL 3002 semi-gloss, optional grey BS 00 A 05 semi-matt)
Acrylic Drawing:	3mm thick polycarbonate with printed building outline and backed in a solid colour Full colour print
LED's:	Red, Green or Yellow
Compatibility:	For use with Elite Analogue Addressable Control Systems only



Panels

Product Description	Enclosure Details (mm)	Code
AM2 size, up to 24 LED's, without power and controls -Grey	Surface 385W x 310H x 90D	ULG-24-00-00-6M2
AM2 size, up to 24 LED's, without power and controls - Red	Surface 385W x 310H x 90D	ULR-24-00-00-6M2
AM3 size, up to 24 LED's, with power without controls -Grey	Surface 385W x 520H x 90D	ULG-24-00-00-6PM3
AM3 size, up to 24 LED's, with power without controls - Red	Surface 385W x 520H x 90D	ULR-24-00-00-6PM3
AS3 size, up to 24 LED's, with power without controls - Grey	Surface 500W x 355H x 120D	ULG-24-00-00-6PS3
AS3 size, up to 24 LED's, with power without controls - Red	Surface 500W x 355H x 120D	ULR-24-00-00-6PS3
AM3 size, up to 56 LED's, with power without controls -Grey	Surface 385W x 520H x 90D	ULG-56-00-00-6PM3
AM3 size, up to 56 LED's, with power without controls - Red	Surface 385W x 520H x 90D	ULR-56-00-00-6PM3
AS3 size, up to 56 LED's, with power without controls - Grey	Surface 500W x 355H x 120D	ULG-56-00-00-6PS3
AS3 size, up to 56 LED's, with power without controls - Red	Surface 500W x 355H x 120D	ULR-56-00-00-6PS3
AS4 size, up to 56 LED's, with power without controls - Grey	Surface 500W x 650H x 140D	ULG-56-00-00-6PS4
AS4 size, up to 56 LED's, with power without controls - Red	Surface 500W x 650H x 140D	ULR-56-00-00-6PS4
AS4 size, up to 104 LED's, with power without controls - Grey	Surface 500W x 650H x 140D	ULG-104-00-00-6PS4
AS4 size, up to 104 LED's, with power without controls - Red	Surface 500W x 650H x 140D	ULR-104-00-00-6PS4
AS4 size, up to 152 LED's, with power without controls - Grey	Surface 500W x 650H x 140D	ULG-152-00-00-6PS4
AS4 size, up to 152 LED's, with power without controls - Red	Surface 500W x 650H x 140D	ULR-152-00-00-6PS4

Extras

Product Description	Code
16 LED extension PCB	Red
	Yellow
	Green
Fibre optic cable with light pipe - extension kit	Kit of 5
	Kit of 10
Fibre optic cutting tool	K1353-00

Additional Info

Hints & Tips

eMatrix can be connected to any Elite and Elite RS control panel.
Other variations are available, contact the sales department for more information.

UL/FM Approved

36. XT+ | Releasing Control Panels - UL Approved



Product Data sheet:	DS122 (see website)
Product Manual:	Man-1252- Installation Manual (see website) Man-1254 - Operating Instructions Manual (see website)
Enclosure:	1.2mm mild sheet steel
Finish/Colour:	EPC (Red RAL 3002 semi-gloss, optional grey BS 00 A 05 semi-matt) Facsia (RAL7016)
Certification:	UL Listed



Panels

Enclosure Details (mm)	Code
XT+ 1 Area Releasing Module w/ Cabinet Red (230V)	K1711-10
XT+ 1 Area Releasing Module w/ Cabinet Red (110V)	K1711-10
XT+ 1 Area Releasing Module w/ Cabinet Gray (230V)	K1711-40
XT+ 1 Area Releasing Module w/ Cabinet Gray (110V)	K1711-40
XT+ 2 Area Releasing Module w/ Cabinet Red (230V)	K1712-10
XT+ 2 Area Releasing Module w/ Cabinet Red (110V)	K1712-10
XT+ 2 Area Releasing Module w/ Cabinet Gray (230V)	K1712-40
XT+ 2 Area Releasing Module w/ Cabinet Gray (110V)	K1712-40

UL/FM Approved

37. Sigma A-CP | Conventional Fire Control Panels - UL Approved



Product Data sheet:	DS78 (see website)
Product Manual:	Man-1194- Installation Manual (see website) Man-1195 - Operating Instructions Manual (see website)
Enclosure:	1.2mm mild sheet steel
Battery Capacity:	Up to 7Ah
Finish/Colour:	EPC (Red RAL 3002 semi-gloss, optional grey BS 00 A 05 semi-matt)
Certification:	UL Listed



Panels

Product Description	No. Zones	Dialer	Colour	Enclosure Details (mm)	Code
Sigma A-CP Conventional Fire Control Panels	2	No	Red	Surface 368W x 310H x 110D	K1842-11
			Grey	Surface 368W x 310H x 110D	K1842-41
		Yes	Red	Surface 368W x 310H x 110D	K1852-11
			Grey	Surface 368W x 310H x 110D	K1852-41
	4	No	Red	Surface 368W x 310H x 110D	K1844-11
			Grey	Surface 368W x 310H x 110D	K1844-41
		Yes	Red	Surface 368W x 310H x 110D	K1854-11
			Grey	Surface 368W x 310H x 110D	K1854-41
	8	No	Red	Surface 368W x 310H x 110D	K1848-11
			Grey	Surface 368W x 310H x 110D	K1848-41
		Yes	Red	Surface 368W x 310H x 110D	K1858-11
			Grey	Surface 368W x 310H x 110D	K1858-41

Extras

Product Description	Enclosure Details (mm)	Code
Semi Flushing Collar	Red	368W x 310H (fits AM2 box) AM2FCRD
	Grey	368W x 310H (fits AM2 box) AM2FCGY
Sigma A-CP Ancillary PCB*		K580A
Boxed Sigma A-CP Ancillary PCB*	Surface 368W x 310H x 110D	K02000 AM2

Spares

Product Description	Code
Sigma A-CP - Replacement Panel PCB	2 Zones K1842-00
	4 Zones K1844-00
	8 Zones K1848-00
Sigma A-CP - Replacement Dialer	K1850-00

Additional Info

Hints & Tips

* Not UL Listed

All panels are supplied with end of line resistors fitted.

UL/FM Approved



Product Data sheet: DS93 (see website)
 Product Manual: Man-1239- Installation Manual (see website)
 Enclosure: 1.2mm mild sheet steel
 Finish/Colour: EPC (Red RAL 3002 semi-gloss, optional grey BS 00 A 05 semi-matt)
 Certification: UL Listed



Panels

Product Description	No. Zones	Colour	Enclosure Details (mm)		Code
Sigma A-CP Conventional Annunciator Panels	8	Red	Surface	186W x 132H x 55D	K1885-18
		Grey	Surface	186W x 132H x 55D	K1885-48

Extras

Product Description		Code
Semi Flushing Collar - Standard (multi purpose flushing collar)	Red	K1820-10
	Grey	K1820-40

39. Sigma A-XT | 3 Zone Single Area Extinguishant Control Panels - UL/ FM Approved



Product Data sheet:	DS72 - Sigma A-XT (see website)
Product Manual:	Man-1145 - Installation Manual (see website) Man-1146 - Operating Instructions Manual (see website)
Enclosure:	1.2mm mild sheet steel
Battery Capacity:	Up to 7Ah
Finish/Colour:	EPC (Red RAL 3002 semi-gloss, optional grey BS 00 A 05 semi-matt)
Certification:	UL Listed and FM Approved



Panels

Product Description	Colour	Enclosure Details (mm)	Code
Sigma A-XT - Extinguishant Control Panel	Red	Surface 368W x 310H x 90D	K1810-13
	Grey	Surface 368W x 310H x 90D	K1810-43

Extras

Product Description	Colour	Enclosure Details (mm)	Code
Semi Flushing Collar	Red	368W x 310H (fits AM2 box)	AM2FCRD
	Grey	368W x 310H (fits AM2 box)	AM2FCGY
Boxed Sigma A-XT Ancillary PCB	Red	Surface 368W x 310H x 90D	K1822-10
	Grey	Surface 368W x 310H x 90D	K1822-40
Boxed Sigma A-XT Ancillary PCB with 0.75 Amp PSU		Surface 368W x 310H x 90D	K03750 AM2*

Spares

Product Description	Code
Sigma A-XT Extinguishant control panel PCB	K1810
Sigma A-XT Extinguishant control panel PCB c/w plate (English Language Only)	K1810-01
Sigma A-XT Ancillary PCB	K1822-00
Sigma XT ranges replacement yellow pull flap (English text)	M350UK

Additional Info

Hints & Tips

Sigma A-XT Extinguishant control panels have 3 detection zones, count down timer display & extract control facility as standard. Sigma A-XT supports Sigma A-Si status indicators (up to 7 per panel) via a 4 core cable (data & power). Sigma A-XT Extinguishant control panels are UL Listed and FM Approved.

* Not UL/ FM Approved

UL/FM Approved

40. Sigma A-Si | Extinguishant Status Indicators - UL/ FM Approved



Product Data sheet:	DS73 - Sigma A-Si (see website)
Product Manual:	Man-1149 - Sigma A-Si Manual (see website) Man-1151 - Sigma A-XT Abort Switch Manual (see website)
Enclosure:	1.2mm mild sheet steel
Finish/Colour:	EPC (Red RAL 3002 semi-gloss, optional grey BS 00 A 05 semi-matt)
Certification:	UL Listed and FM Approved



Panels

Product Description			Colour	Enclosure Details (mm)		Code
Sigma A-Si - Extinguishant Status Unit	6 Lamps	Standard	Red	Surface	186W x 132H x 50D	K1821-11
			Grey	Surface	186W x 132H x 50D	K1821-41
		With Mode Select function	Red	Surface	186W x 132H x 50D	K1821-13
			Grey	Surface	186W x 132H x 50D	K1821-43
		with Manual Release* function	Red	Surface	186W x 132H x 50D	K1821-15*
			Grey	Surface	186W x 132H x 50D	K1821-45*
		with Mode Select & Manual Release* function	Red	Surface	186W x 132H x 50D	K1821-17*
			Grey	Surface	186W x 132H x 50D	K1821-47*
	10 Lamps	with Mode Select & Manual Release* function	Red	Surface	186W x 132H x 50D	K1821-19*
			Grey	Surface	186W x 132H x 50D	K1821-49*
Elite - Extinguishant Abort Switch Unit			Red	Surface	98W x 98H x 59D	K1823-10
			Grey	Surface	98W x 98H x 59D	K1823-40
Elite - Extinguishant Disablement Switch			Red	Surface	98W x 98H x 59D	K1832-10
			Grey	Surface	98W x 98H x 59D	K1832-40

Extras

Product Description	Colour	Code
Semi Flushing Collar - Standard (multi purpose flushing collar)	Red	M8FCSRD
	Grey	M8FCSGY

Spares

Product Description	Code
Sigma A-Si Extinguishant status unit PCB	K569A

Additional Info

Hints & Tips

"Sigma A-Si" status units can only be used with Sigma A-XT control panels.

* Not UL/ FM Approved

41. Power Supply

10.25 Amp PSU - UL Approved



Product Data sheet: DS91 (see website)
 Product Manual: Man-1223 (see website)
 Enclosure: 1.2mm mild sheet steel
 Finish/Colour: EPC (Red RAL 3002 semi-gloss, optional grey BS 00 A 05 semi-matt)
 Certification: UL Listed



Panels

Product Description	Colour	Enclosure Details (mm)	Code
10.25 Amp Power Supply (Boxed) Standard Cabinet - Up to 18 A/H Batteries	Red	Surface 368W x 310H x 108D	K8140-10
	Grey	Surface 368W x 310H x 108D	K8140-40
10.25 Amp Power Supply (Boxed) Deep Cabinet - Up to 40 A/H Batteries	Red	Surface 368W x 310H x 197D	K8141-10
	Grey	Surface 368W x 310H x 197D	K8141-40

Extras

Product Description	Colour	Enclosure Details (mm)	Code
Semi Flushing Collar	Red	368W x 310H (fits AM2 box)	AM2FCRD
	Grey	368W x 310H (fits AM2 box)	AM2FCGY

Spares

Product Description	Code
10.25A Charger Unit - Chassis only	K408*

Additional Info

Hints & Tips

* Not UL Listed when sold as a Chassis only

41. Miscellaneous Items & Replacement Parts

Spares

Miscellaneous Items

Product Description	Code
Spare Key Set - Comprises: 1x Enable Switch Key (Ref. 901) 1x Cabinet Lock Key (Ref. CAT30)	S007
Replacement Enable Control Switch - Two Position	B1828
Replacement Auto/Manual Switch - Two Position	B1829
Thermal Printer Retrofit Kit - New front loading printer	K768SYN
Thermal Printer Paper Roll (Pack of 20) - 58mm Wide Roll (New front loading printer)	KB3472

UL/FM Approved

42. Vizulinx



Product Data sheet:
Quick Start Guide:
Enclosure:
Finish/Colour:

DS108 - Vizulinx Data sheet (see website)
Man-1429
Housed AM3 - 1.2mm mild sheet steel
Housed AM3 Lid & Box - EPC (Red RAL 3002 semi-gloss)



Panels

Product Description	Dimensions (mm)	Code
Vizulinx Gateway Unit (Housed - AM3) 110V AC	368W x 306H x 88D	K85110 AM3
Vizulinx Gateway Unit (Housed - AM3) 240V AC	368W x 306H x 88D	K85240 AM3

Extras

Product Description	Dimensions (mm)	Code
Vizulinx Gateway Unit (Unit Only)	106W x 90H x 32D	K85000

Upgrade

Product Description	Code
BMS 1 panel license upgrade	K85001BLU
Radio system license upgrade	K85001RLU
ESPA system license upgrade	K85001ELU
Speech dialler license upgrade	K85001SLU
Scope paging systems license upgrade	K85001PLU

Additional Info

Hints & Tips

Supported Kentec Electronics Panels - Elite Analogue Addressable Fire Alarm Control Panel, Elite RS Analogue Addressable Fire Alarm Control Panel, Sigma A-CP 2-8 zone conventional panel (UL), Sigma A-XT 3 zone, single area extinguishing system (UL) and Sigma XT+ multi area conventional extinguishing panel.

43. Ockular® | PC Graphics Package



Product Data sheet: DS109 (see website)
Installation Manual: TBC
Operation Manual: TBC
Operating System: Windows® 7 Professional and Windows 10®



Packages

Product Description		Code
Ockular® Elite RS/Elite PC Graphics Package	Small Panel Package - 4 panel licence	OSEN2004
	Medium Panel Package - 16 panel licence	OSEN2016
	Large Panel Package - 64 panel licence	OSEN2064
Ockular® Taktis UL PC Graphics Package	Small Panel Package - 4 panel licence	OTEN2004
	Medium Panel Package - 16 panel licence	OTEN2016
	Large Panel Package - 128 panel licence	OTEN2128

Additional Info

Hints & Tips

All Ockular Packages include Interface to PC & Taktis UL & Elite RS/Elite Panel Interface.

PC & Fire Panel's are NOT included in price.

Panel packages offered are based on the total number of Kentec Control Panels fitted to a system or network, which includes all FACP's & Network Repeater Panels installed.

UL/FM Approved

Bespoke Engineered Solutions

By inviting Kentec to work on your behalf to the specification and finish of your bespoke life safety solution, you are creating more than a customised product – you are creating a unique product which fits your user requirements. The process of personalising your solution can be pleasing and effortless with our experienced team supporting you.

Kentec’s bespoke-engineered solutions team take complex fire safety briefs and design bespoke solutions that will accommodate site and your client’s specific needs.

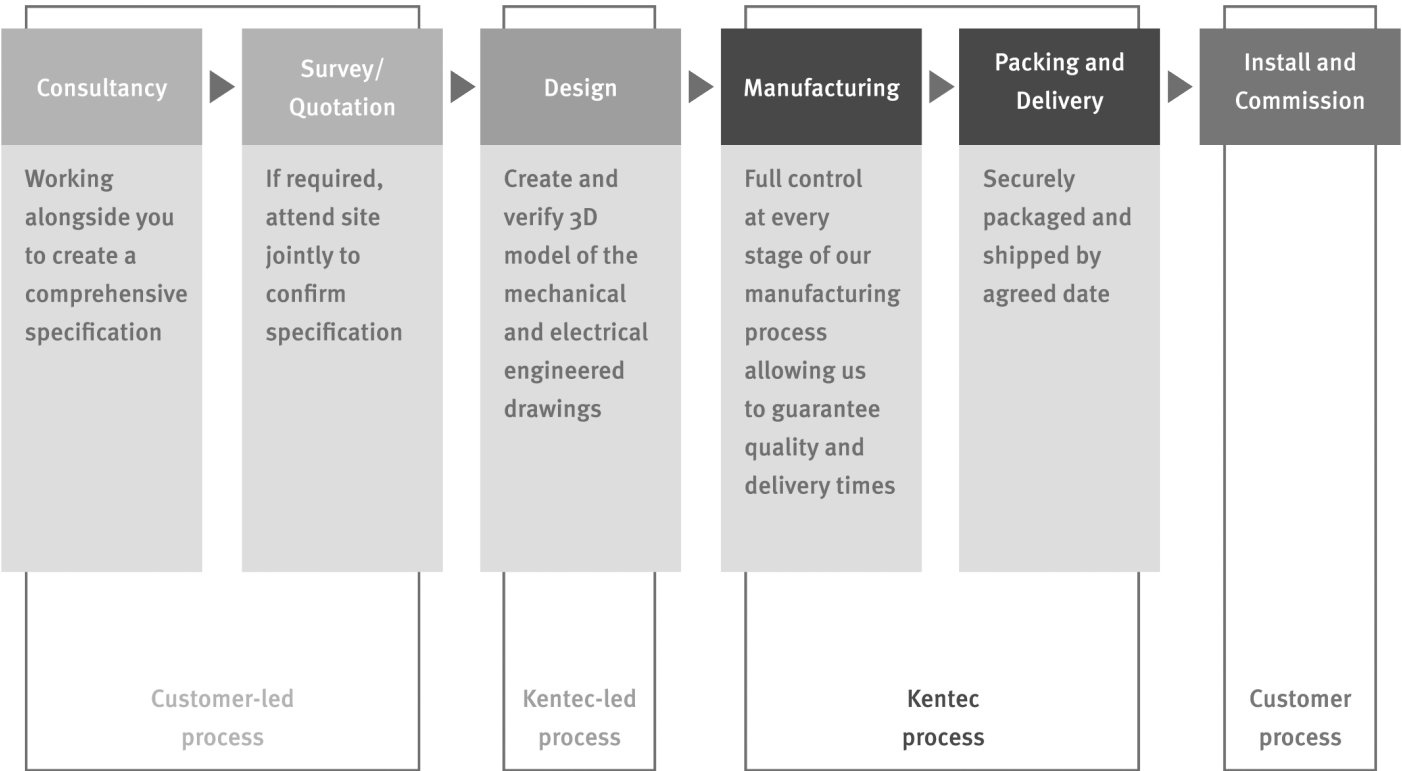
Each solution is specifically designed by our highly skilled design team, using the latest 3D modelling technologies guaranteeing product fitment and quality assurance.

In-house manufacturing and networking capabilities, combined with the ease of integration and flexibility, means that your solution can be developed to meet your customers’ requirements.

With the ability to integrate third party products, including open and closed protocols, we can meet the most innovative and demanding challenges.




Floor standing fire detection control panel with geographical floor plan & plant controls





Taktis Fire Control Panel with
288 LED indications



Smoke Extract and Status
Indicator Panel



Special Firemans Smoke Extract Keyswitch
Panel with Mimic in a Taktis Style Enclosure

Terms & Conditions of Sale

KENTEC ELECTONICS LTD Terms and Conditions of Sale

1 INTERPRETATION

1.1 In these Terms:

“BUYER” means the person who accepts the Seller’s Written quotation for the sale of the Goods or whose Written order for the Goods is accepted by the Seller;

“GOODS” means the goods (including any instalment of the goods or any parts for them) which the Seller is to supply in accordance with these Terms;

“SELLER” means KENTEC ELECTRONICS LIMITED (registered in England under number 1937570) of 25 Dartford Trade Park Dartford Kent DA1 1JQ;

“CONDITIONS” means the standard terms of sale set out in this document and (unless the context otherwise requires) includes any special terms agreed in Writing between the Buyer and the Seller;

“CONTRACT” means the contract for the sale and purchase of the Goods;

“WRITING”, and any similar expression, includes facsimile transmission and electronic mail together with other forms of electronic communication.

1.2 Any reference in these Conditions to a provision of a statute shall be construed as a reference to that provision as amended, re enacted or extended at the relevant time.

1.3 The headings in these Conditions are for convenience only and shall not affect their interpretation.

2 BASIS OF SALE

2.1 The Seller shall sell and the Buyer shall purchase the Goods in accordance with the Seller’s Written quotation (if accepted by the Buyer), or the Buyer’s Written order (if accepted by the Seller), subject in either case to these Conditions which shall govern the Contract to the exclusion of any other terms subject to which any such quotation is accepted or purported to be accepted, or any such order is made or purported to be made, by the Buyer and subject to availability. Buyer may accept Seller’s Written quotation and Seller may accept Buyer’s Written order by email.

2.2 No variation to these Conditions shall be binding unless agreed in Writing between the authorised representatives of the Buyer and the Seller.

2.3 The Seller’s employees or agents are not authorised to make any representations concerning the Goods unless confirmed by the Seller in Writing. In entering into the Contract the Buyer acknowledges that it does not rely on, and waives any claim for breach of, any such representations which are not so confirmed, but nothing in these Conditions affects the liability of either party for fraudulent misrepresentation.

2.4 Any advice or recommendation given by the Seller or its employees or agents to the Buyer or its employees or agents as to the storage, application or use of the Goods which is not confirmed in Writing by the Seller is followed or acted upon entirely at the Buyer’s own risk, and accordingly the Seller shall not be liable for any such advice or recommendation which is not so confirmed.

2.5 Any typographical, clerical or other error or omission in any sales literature, quotation, price list, acceptance of offer, invoice or other document or information issued by the Seller shall be subject to correction without any liability on the part of the Seller.

3 ORDERS AND SPECIFICATIONS

3.1 No order submitted by the Buyer shall be deemed to be accepted by the Seller unless and until confirmed in Writing by the Seller’s authorised representative.

3.2 The Buyer shall be responsible to the Seller for ensuring the accuracy of the terms of any order (including any applicable specification) submitted by the Buyer, and for giving the Seller any necessary information relating to the Goods within a sufficient time to enable the Seller to perform the Contract in accordance with its terms.

3.3 The quantity, quality and description of the Goods and any specification for them shall be as set out in the Seller’s quotation (if accepted by the Buyer) or the Buyer’s order (if accepted by the Seller).

3.4 If the Goods are to be manufactured or any process is to be applied to the Goods by the Seller in accordance with a specification submitted by the Buyer, the Buyer shall indemnify the Seller against all loss, damages, costs and expenses awarded against or incurred by the Seller in connection with, or paid or agreed to be paid by the Seller in settlement of, any claim for infringement of any patent, copyright, design, trade mark or other industrial or intellectual property rights of any other person which results from the Seller’s use of the Buyer’s specification.

3.5 The Seller reserves the right to make any changes in the specification of the Goods which are required to conform with any applicable statutory requirements or, where the Goods are to be supplied to the Seller’s specification, which do not materially affect their quality or performance.

3.6 No order which has been accepted by the Seller may be cancelled by the Buyer except with the agreement in Writing of the Seller and on terms that the Buyer shall indemnify the Seller in full against all loss (including loss of profit), costs (including the cost of all labour and materials used), damages, charges and expenses incurred by the Seller as a result of cancellation.

4 PRICE OF THE GOODS

4.1 The price of the Goods shall be the Seller’s quoted price or, where no price has been quoted (or a quoted price is no longer valid), the price listed in the Seller’s published price list current at the date of acceptance of the order. Where the Goods are supplied for export from the United Kingdom, the Seller’s published export price list shall apply. All prices quoted are valid for 30 days only or until earlier acceptance by the Buyer, after which time they may be altered by the Seller without giving notice to the Buyer.

4.2 The Seller reserves the right, by giving Written notice to the Buyer at any time before delivery, to increase the price of the Goods to reflect any increase in the cost to the Seller which is due to any factor beyond the control of the Seller (such as, without limitation, any foreign exchange fluctuation, currency regulation, alteration of duties, significant increase in the costs of labour, materials or other costs of manufacture), any change in delivery dates, quantities or specifications for the Goods which is requested by the Buyer, or any delay caused by any instructions of the Buyer or failure of the Buyer to give the Seller adequate information or instructions.

4.3 Except as otherwise stated in the Seller’s Written quotation or in any price list of the Seller, and unless otherwise agreed in Writing between the Buyer and the Seller, all prices are given by the Seller on an ex works basis, and where the Seller agrees to deliver the Goods otherwise than at the Seller’s premises, the Buyer shall be liable to pay the Seller’s charges for transport, packaging and insurance.

4.4 The price is exclusive of any applicable value added tax, which the Buyer shall be additionally liable to pay to the Seller.

4.5 The cost of pallets and returnable containers will be charged to the Buyer in addition to the price of the Goods, but full credit will be given to the Buyer provided they are returned undamaged to the Seller before the due payment date.

5 TERMS OF PAYMENT

5.1 Subject to any special terms agreed in Writing between the Buyer and the Seller and subject to the Buyer being eligible for credit (as the Seller shall determine in its sole discretion in accordance with its internal procedures), the Seller may invoice the Buyer for the price of the Goods on or at any time after delivery of the Goods, unless the Goods are to be collected by the Buyer or the Buyer wrongfully fails to take delivery of the Goods, in which event the Seller shall be entitled to invoice the Buyer for the price at any time after the Seller has notified the Buyer that the Goods are ready for collection or (as the case may be) the Seller has tendered delivery of the Goods.

5.2 The Buyer shall pay the price of the Goods within 30 days of the date of the Seller’s invoice, notwithstanding that delivery may not have taken place and/or that the property in the Goods has not passed to the Buyer. The time of payment of the price shall be of the essence of the Contract. Receipts for payment will be issued only upon request.

5.3 If the Buyer fails to make any payment on the due date then, without prejudice to any other right or remedy available to the Seller, the Seller shall be entitled to:

5.3.1 Cancel the contract or suspend any further deliveries to the Buyer;

5.3.2 Appropriate any payment made by the Buyer to such of the Goods (or the Goods supplied under any other contract between the Buyer and the Seller) as the Seller may think fit (notwithstanding any purported appropriation by the Buyer);

5.3.3 Charge the Buyer interest (both before and after any judgment) on the amount unpaid, at the rate of four per cent per annum above HSBC PLC base rate from time to time, until payment in full is made (a part of a month being treated as a full month for the purpose of calculating interest).

5.3.4 Exercise its rights under clause 7.4.

5.4 Where credit terms have been agreed between the Buyer and the Seller, the Seller may amend or withdraw those credit terms if the Buyer’s credit profile changes at any time, as the Seller may in its sole discretion determine in accordance with its internal procedures.

6 DELIVERY

6.1 Delivery of the Goods shall be made by the Buyer collecting the Goods at the Seller’s premises at any time after the Seller has notified the Buyer that the Goods are ready for collection or, if some other place for delivery is agreed by the Seller, by the Seller delivering the Goods to that place.

6.2 Any dates quoted for delivery of the Goods are approximate only and the Seller shall not be liable for any delay in delivery of the Goods however caused. Time for delivery shall not be of the essence of the Contract unless previously agreed by the Seller in Writing. The Goods may be delivered by the Seller in advance of the quoted delivery date on giving reasonable notice to the Buyer.

6.3 Where the Goods are to be delivered in instalments, each delivery shall constitute a separate contract and failure by the Seller to deliver any one or more of the instalments in accordance with these Conditions or any claim by the Buyer in respect of any one or more instalments shall not entitle the Buyer to treat the Contract as a whole as repudiated.

6.4 If the Seller fails to deliver the Goods (or any instalment) for any reason other than any cause beyond the Seller’s reasonable control or the Buyer’s fault, and the Seller is accordingly liable to the Buyer, the Seller’s liability shall be limited to the excess (if any) of the cost to the Buyer (in the cheapest available market) of similar goods to replace those not delivered over the price of the Goods.

6.5 If the Buyer fails to take delivery of the Goods or fails to give the Seller adequate delivery instructions at the time stated for delivery (otherwise than by reason of any cause beyond the Buyer’s reasonable control or by reason of the Seller’s fault) then, without limiting any other right or remedy available to the Seller, the Seller may:

6.5.1 Store the Goods until actual delivery and charge the Buyer for the reasonable costs (including insurance) of storage; or

6.5.2 Sell the Goods at the best price readily obtainable and (after deducting all reasonable storage and selling expenses) account to the Buyer for the excess over the price under the Contract or charge the Buyer for any shortfall below the price under the Contract.

7 RISK AND PROPERTY

7.1 Risk of damage to or loss of the Goods shall pass to the Buyer:

7.1.1 In the case of Goods to be delivered at the Seller’s premises, at the time when the Seller notifies the Buyer that the Goods are available for collection; or

7.1.2 In the case of Goods to be delivered otherwise than at the Seller’s premises, at the time of delivery or, if the Buyer wrongfully fails to take delivery of the Goods, the time when the Seller has tendered delivery of the Goods.

7.2 Notwithstanding delivery and the passing of risk in the Goods, or any other provision of these Conditions, the property in the Goods shall not pass to the Buyer until the Seller has received in cash or cleared funds payment in full of the price of the Goods and all other goods agreed to be sold by the Seller to the Buyer for which payment is then due.

7.3 Until such time as the property in the Goods passes to the Buyer, the Buyer shall hold the Goods as the Seller’s fiduciary agent and bailee, and shall keep the Goods separate from those of the Buyer and third parties and properly stored, protected and insured and identified as the Seller’s property but the Buyer may resell or use the Goods in the ordinary course of its business provided that the Buyer shall account to the Seller for the proceeds of sale which said proceeds shall be kept by the Buyer separate from any moneys or property of the Buyer and third parties.

7.4 Until such time as the property in the Goods passes to the Buyer pursuant to clause 7.2 (and provided the Goods are still in existence and have not been resold), the Seller may at any time require the Buyer to deliver up the Goods to the Seller and, if the Buyer fails to do so forthwith, enter on any premises of the Buyer or any third party where the Goods are stored and repossess the Goods and the Buyer grants the Seller an irrevocable licence for the Seller, its agents and employees to so enter any premises where the Buyer stores its goods, to ascertain whether any Goods are stored there and to inspect, count and recover them.

7.5 The Buyer shall not be entitled to pledge or in any way charge by way of security for any indebtedness any of the Goods which remain the property of the Seller, but if the Buyer does so all moneys owing by the Buyer to the Seller shall (without limiting any other right or remedy of the Seller) forthwith become due and payable.

8 WARRANTIES AND LIABILITY

8.1 Subject to the following provisions the Seller warrants that the Goods will correspond with their specification at the time of delivery and will be free from defects in material and workmanship for a period of thirty six months from delivery.

8.2 The above warranty is given by the Seller subject to the following conditions:

8.2.1 The Seller shall be under no liability in respect of any defect in the Goods arising from any drawing, design or specification supplied by the Buyer;

8.2.2 The Seller shall be under no liability in respect of any defect arising from fair wear and tear, wilful damage, negligence, abnormal working conditions, failure to follow the Seller’s instructions (whether oral or in writing), misuse or alteration or repair of the Goods without the Seller’s approval;

Terms & Conditions of Sale (Continued)

8.2.3 The Seller shall be under no liability under the above warranty (or any other warranty, condition or guarantee) if the total price for the Goods has not been paid by the due date for payment;

8.2.4 The above warranty does not extend to parts, materials or equipment not manufactured by the Seller, in respect of which the Buyer shall only be entitled to the benefit of any such warranty or guarantee as is given by the manufacturer to the Seller.

8.2.5 The Buyer complying in all material respects with these Conditions.

8.3 Subject as expressly provided in these conditions, and except where the Goods are sold to a person dealing as a consumer (within the meaning of the Unfair Contract Terms Act 1977), all warranties, conditions or other terms implied by statute or common law are excluded to the fullest extent permitted by law.

8.4 Where the Goods are sold under a consumer transaction (as defined by the Sale of Goods Act 1979) the statutory rights of the Buyer are not affected by these Conditions.

8.5 A claim by the Buyer which is based on any defect in the quality or condition of the Goods or their failure to correspond with specification shall (whether or not delivery is refused by the Buyer) be notified to the Seller within seven days from the date of delivery or (where the defect or failure was not apparent on reasonable inspection) within a reasonable time after discovery of the defect or failure. If delivery is not refused, and the Buyer does not notify the Seller accordingly, the Buyer shall not be entitled to reject the Goods and the Seller shall have no liability for such defect or failure, and the Buyer shall be bound to pay the price as if the Goods had been delivered in accordance with the Contract.

8.6 Any claim under the warranty at clause 8.1 shall be notified to the Seller within 7 days of discovery of the claim and in so notifying the Buyer shall return the Goods at its cost and shall provide a detailed explanation of the reason for the claim, together with proof of purchase and such other information as the Seller may reasonably require. Where a valid claim in respect of any of the Goods which is based on a defect in the quality or condition of the Goods or their failure to meet specification is notified to the Seller in accordance with these Conditions, the Seller may replace the Goods (or the part in question) free of charge or, at the Seller's sole discretion, refund to the Buyer the price of the Goods (or a proportionate part of the price), in which case the Seller shall have no further liability to the Buyer.

8.7 Nothing in these Conditions shall limit or exclude the Seller's liability for:

8.7.1 death or personal injury caused by its negligence, or the negligence of its employees, agents or subcontractors (as applicable);

8.7.2 fraud or fraudulent misrepresentation;

8.7.3 breach of the terms implied by section 12 of the Sale of Goods Act 1979;

8.7.4 defective products under the Consumer Protection Act 1987; or

8.7.5 any matter in respect of which it would be unlawful for the Seller to exclude or restrict liability.

8.8 Subject to clause 8.7:

8.8.1 the Seller shall under no circumstances whatever be liable to the Buyer, whether in contract, tort (including negligence), breach of statutory duty, or otherwise, for any loss of profit, economic loss or damage, loss of data, loss of actual or anticipated savings, or any special, indirect or consequential loss arising under or in connection with the Contract; and

8.8.2 the Seller's total liability to the Buyer in respect of all other losses arising under or in connection with the Contract, whether in contract, tort (including negligence), breach of statutory duty, or otherwise, shall in no circumstances exceed the price of the Goods.

8.9 The Seller shall not be liable to the Buyer or be deemed to be in breach of the Contract by reason of any delay in performing, or any failure to perform, any of the Seller's obligations in relation to the Goods, if the delay or failure was due to any cause beyond the Seller's reasonable control. Without limiting the foregoing, the following shall be regarded as causes beyond the Seller's reasonable control:

8.9.1 Act of God, explosion, flood, tempest, fire or accident;

8.9.2 war or threat of war, sabotage, insurrection, civil disturbance or requisition;

8.9.3 acts, restrictions, regulations, bye laws, prohibitions or measures of any kind on the part of any governmental, parliamentary or local authority;

8.9.4 import or export regulations or embargoes;

8.9.5 strikes, lock outs or other industrial actions or trade disputes (whether involving employees of the Seller or of a third party);

8.9.6 difficulties in obtaining raw materials, labour, fuel, parts or machinery;

8.9.7 power failure or breakdown in machinery.

9 INDEMNITY

9.1 Subject to clause 3.4, the Seller shall indemnify the Buyer against all loss, damages, costs and expenses that are awarded by a court of competent jurisdiction without right of appeal suffered or incurred by the Buyer in connection with any claim that the Goods infringe the patent, copyright or design rights of a third party, provided that:

9.1.1 The Buyer promptly notifies the Seller of any such claim and in any event within 30 days of receiving notice of the same;

9.1.2 The Seller is given full control of any proceedings or negotiations in connection with the claim;

9.1.3 The Buyer shall give the Seller all reasonable assistance for the purposes of any such proceedings or negotiations;

9.1.4 The Buyer shall not admit liability nor enter into a settlement or compromise of the claim without the Seller's express prior written consent;

9.1.5 The Buyer shall do nothing which would or might vitiate any policy of insurance or insurance cover which the Buyer may have in relation to such infringement, and this indemnity shall not apply to the extent that the Buyer recovers any sums under any such policy or cover (which the Buyer shall use its best endeavours to do);

9.1.6 The Seller shall be entitled to the benefit of, and the Buyer shall accordingly account to the Seller for, all damages and costs (if any) awarded in favour of the Buyer which are payable by, or agreed with the consent of the Buyer (which consent shall not be unreasonably withheld) to be paid by, any other party in respect of any such claim;

9.1.7 Without limiting any duty of the Buyer at common law, the Seller may require the Buyer to take such steps as the Seller may reasonably require to mitigate or reduce any such loss, damages, costs or expenses for which the Seller is liable to indemnify the Buyer under this clause; and

9.1.8 The Seller shall have the right to modify the Goods so that they become non-infringing or to acquire a licence for the Buyer to enable it to use the Goods in accordance with the Contract.

9.2 The foregoing states the Seller's entire liability and the Buyer's sole remedy with respect to the infringement of any intellectual property rights.

10 INSOLVENCY OF THE BUYER

10.1 This clause 10 applies if:

10.1.1 The Buyer makes a composition or voluntary arrangement with its creditors or (being an individual or firm) becomes bankrupt or (being a company) enters administration or goes into liquidation (otherwise than for the purposes of amalgamation or reconstruction), or a moratorium comes into force in respect of the Buyer (within the meaning of the Insolvency Act 1986); or

10.1.2 An encumbrancer takes possession, or a receiver is appointed, of any of the property or assets of the Buyer; or

10.1.3 The Buyer ceases, or threatens to cease, to carry on business; or

10.1.4 The Seller reasonably apprehends that any of the events mentioned above is about to occur in relation to the Buyer and notifies the Buyer accordingly; or

10.1.5 Any event analogous to the events listed in clause 10.1.1 to 10.1.3 in relation to the Buyer occurs in any jurisdiction in which the Buyer is incorporated, resident or carries on business.

10.2 If this clause applies then, without limiting any other right or remedy available to the Seller, the Seller may cancel the Contract or suspend any further deliveries under the Contract without any liability to the Buyer, and if the Goods have been delivered but not paid for the price shall become immediately due and payable notwithstanding any previous agreement or arrangement to the contrary.

11 EXPORT TERMS

11.1 In this clause 11 "Incoterms" means the International Rules for the Interpretation of Trade Terms of the International Chamber of Commerce as in force at the date when the Contract is made. Unless the context otherwise requires, any term or expression which is defined in or given a particular meaning by the provisions of Incoterms shall have the same meaning in these Terms, but if there is any conflict between the provisions of Incoterms and these Conditions, the latter shall prevail.

11.2 Where the Goods are supplied for export from the United Kingdom, the provisions of this clause 11 shall (subject to any special terms agreed in Writing between the Buyer and the Seller) apply notwithstanding any other provision of these Conditions.

11.3 The Buyer shall be responsible for complying with any legislation or regulations governing the importation of the Goods into the country of destination and for the payment of any duties on them.

11.4 Unless otherwise agreed in Writing between the Buyer and the Seller, the Goods shall be delivered fob the air or sea port of shipment and the Seller shall be under no obligation to give notice under section 32(3) of the Sale of Goods Act 1979.

11.5 The Buyer shall be responsible for arranging for testing and inspection of the Goods at the Seller's premises before shipment. The Seller shall have no liability for any claim in respect of any defect in the Goods which would be apparent on inspection and which is made after shipment, or in respect of any damage during transit.

11.6 Unless otherwise required by the Seller, payment of all amounts due to the Seller shall be made by irrevocable letter of credit, in a form acceptable to the Seller, to be opened by the Buyer in favour of the Seller and confirmed by a bank in the United Kingdom acceptable to the Seller within 14 days after the Contract is concluded.

11.7 The Buyer shall not offer the Goods for resale in any other country notified by the Seller to the Buyer at or before the time the Buyer's order is placed, or sell the Goods to any person if the Buyer knows or has reason to believe that that person intends to resell the Goods in any such country.

12 ANTI-BRIBERY

12.1 Each Party shall:

12.2 Comply with all applicable laws, statutes, regulations relating to anti-bribery and anti-corruption including but not limited to the Bribery Act 2010;

12.3 Have and shall maintain in place throughout the term of the Contract its own policies and procedures, including but not limited to adequate procedures under the Bribery Act 2010, and will enforce them where appropriate;

12.4 Promptly report to the other Party any request or demand for any undue financial or other advantage of any kind received by it in connection with the performance of the Contract.

13 GENERAL

13.1 Any notice required or permitted to be given by either party to the other under these Conditions shall be in Writing addressed to that other party at its registered office or principal place of business or such other address as may at the relevant time have been notified pursuant to this provision to the party giving the notice.

13.2 No waiver by the Seller of any breach of the Contract by the Buyer shall be considered as a waiver of any subsequent breach of the same or any other provision.

13.3 The Buyer shall not assign the whole or any part of its rights or obligations under these Conditions.

13.4 Nothing in these Conditions shall give nor is intended to give rights to any third party under the Contract (Rights of Third Parties) Act 1999 or otherwise.

13.5 If any provision of the Contract is held by a court or other competent authority to be invalid or unenforceable in whole or in part the validity of the other provisions of these Conditions and the remainder of the provision in question shall not be affected thereby.

13.6 Any dispute arising under these Conditions or the sale of the Goods shall be referred to arbitration by a single arbitrator appointed by agreement or (in default) nominated at the application of either party by the President for the time being of The Law Society, in accordance with the rules of The Arbitration Acts 1996.

13.7 The Contract shall be governed by the laws of England, and the Buyer agrees to submit to the non exclusive jurisdiction of the English courts.



Units 25-27
Fawkes Avenue
Questor Dartford
Kent DA1 1JQ, England

+44 (0)1322 222121
+44 (0)1322 291794
sales@kentec.co.uk
www.kentec.co.uk

This briefing is intended as general guidance and is not a substitute for detailed advice in specific circumstances. Although great care has been taken in the compilation and preparation of this edition to ensure accuracy, Kentec cannot in any circumstances accept responsibility for errors, omissions or advice given or for any losses arising from reliance upon information contained in this publication. Kentec Electronics reserve the right to change prices at any time to reflect any increase in cost due to any factor beyond their control.