

# VANDALPROOF METAL CABINET Loudspeakers



## ➤ SENTRY6/STC ➤ SENTRY6/TBBC

### TECHNICAL SPECIFICATIONS

Rated power, Watts	6
Tappings 100 volt line, Watts	6/3/1.5/0.75/0.25
Transformer Impedance, Ohms, 100V	1.67k/3.33k/6.66k/13.3k/40k
Tappings 70.7 volt line, Watts	3/1.5/0.75/0.375/0.125
Driver impedance, Ohms	8
Effective frequency range, Hz (BSEN60268-5)	Sentry6/STC: 180 - 18,000 Sentry6/TBBC: 180 - 17,000
S.P.L. @ 1m, 1 watt, dB, Test Signal Bandwidth 100Hz-10 kHz	Sentry6/STC: 93 Sentry6/TBBC: 92
S.P.L. @ Full power Octave Bandwidth, dB	Sentry6/STC: 99 Sentry6/TBBC: 101
Acoustic Power (dB-PWL@1 watt) 1 k/2kHz, dB	Sentry6/STC: 89/89 Sentry6/TBBC: 91/93
Dispersion at 1k/2k Hz, Degrees	Sentry6/STC: 170/120 Sentry6/TBBC: 130/120
Directivity Axial Q factor, 1 k/2kHz	Sentry6/STC: 4.8/6.3 Sentry6/TBBC: 2.3/4.9
Dimensions, front & depth, mm	190 x 190 x 75
Net weight, Kgs	1.8 / 1.7
Colour/Finish	White RAL9016
Material	Steel Front, Die cast back box
Mounting	Screw
Flush Mounted Version Available	SENTRY6/TBBC

➤ BS5839 Part 8 voice alarm compliant

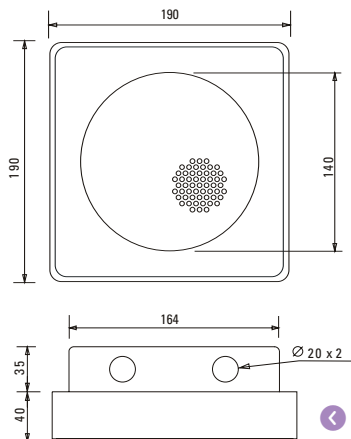
EASE, CATT, ULYSSES and Architectural specifications are supplied on the disc inserted at the back of this folder  
Manufacturer reserves the right to alter specifications without notice – March 2007

# ▶ **SENTRY6/STC** ▶ **SENTRY6/TBBC**

VANDALPROOF METAL CABINET LOUDSPEAKERS

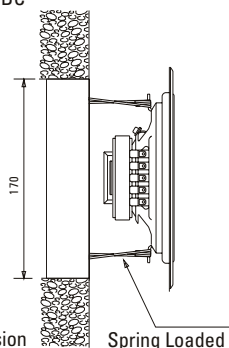
▼ front view unit: **mm**

SENTRY6/STC

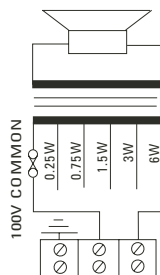


SENTRY 6/TBBC

BACK BOX  
170 x 170 x 70



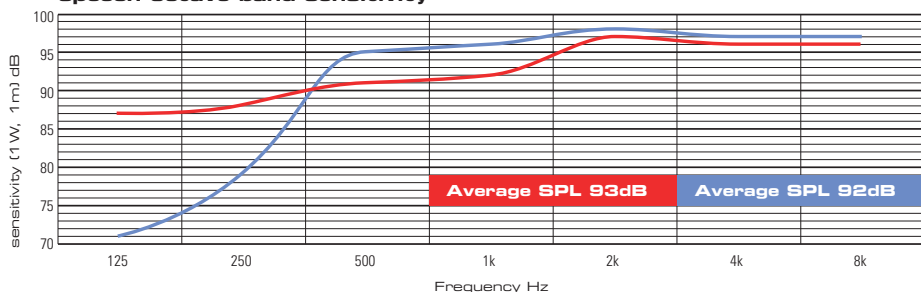
▼ circuit diagram



◀ top view unit: **mm**



speech octave band sensitivity



Effective Frequency Range

Frequency Hz

● **SENTRY6/STC** 180Hz - 18,000Hz  
● **SENTRY6/TBBC** 180Hz - 17,000Hz



**Penton UK Ltd**

Unit 2 Teville Industrials | Dominion Way | Worthing | West Sussex | BN14 8NW

T: +44 (0)1903 215315 | F: +44(0)1903 215415 | E: SALES@PENTONUK.CO.UK

[www.penton.org](http://www.penton.org)