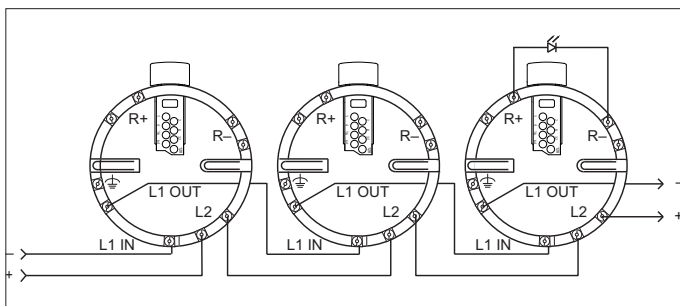


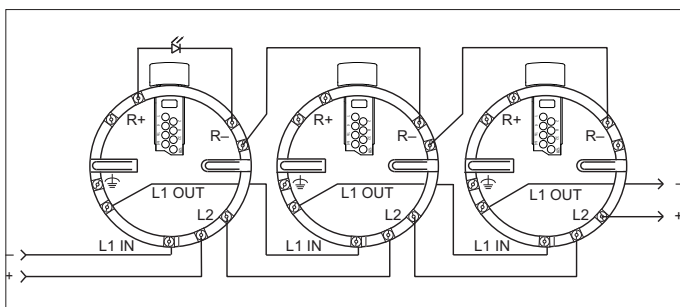


Addressable XPERT 8 Mounting Base Installation Guide

Part No: SA5000-200APO



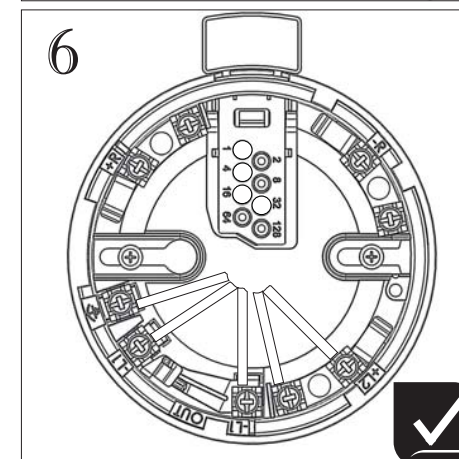
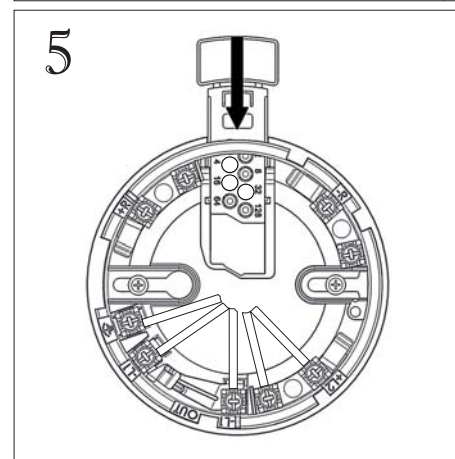
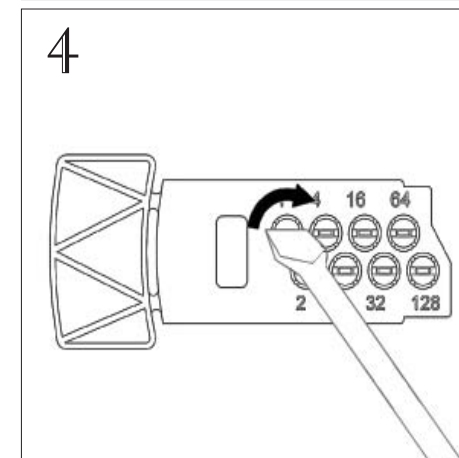
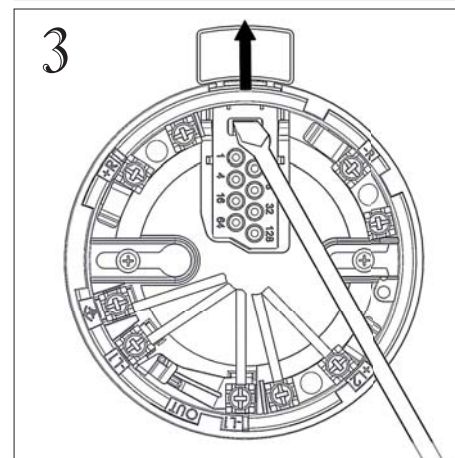
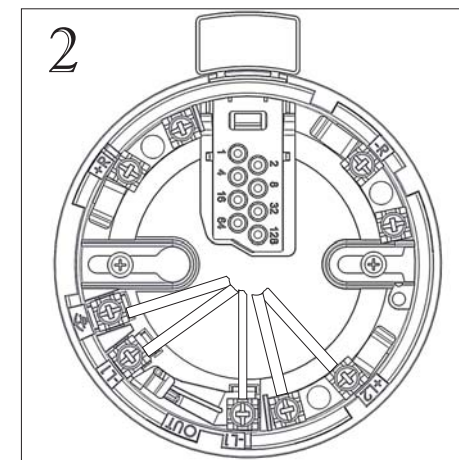
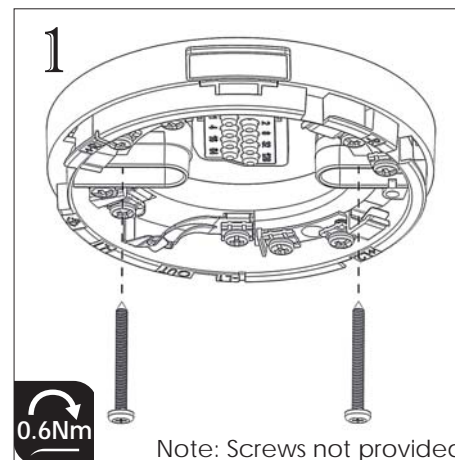
Schematic Wiring Diagram - Addressable XPERT 8 Mounting Base



Schematic Wiring Diagram - Addressable XPERT 8 Mounting Base Detector Circuit with a Common Remote LED.

For further information please refer to:

- Soteria Product Guide PP2515, PP2516, PP2517
- Discovery Engineering Product Guide PP2052
- XP95 Engineering Product Guide PP1039

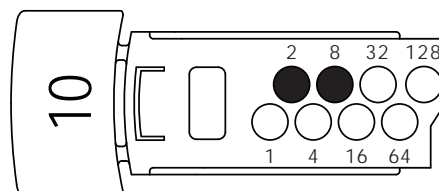


For a list of compatible detectors, please see the table below:

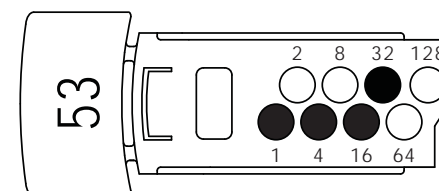
Base Compatibility	
Product Code	Description
SA5000-400APO	Soteria Heat Detector
SA5100-400APO	Soteria Heat Detector with Isolator
SA5000-600APO	Soteria Optical Detector
SA5100-600APO	Soteria Optical Detector with Isolator
SA5000-700APO	Soteria Optical / Heat Detector
SA5100-700APO	Soteria Optical / Heat Detector with Isolator
58000-300APO	Discovery Carbon Monoxide Detector
58000-305APO	Discovery CO / Heat Multisensor Detector
58000-400APO	Discovery Heat Detector
58000-500APO	Discovery Ionisation Detector
58000-600APO	Discovery Optical Smoke Detector
58000-700APO	Discovery Multisensor Detector
55000-400APO	XP95 Heat Detector
55000-500APO	XP95 Ionisation Smoke Detector
55000-600APO	XP95 Optical Smoke Detector
55000-885APO	XP95 Multisensor Detector

XPERT 8 card Addressing

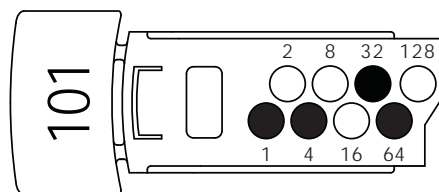
Select the desired address and remove the pips indicated in black



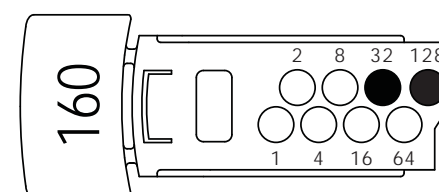
$$2 + 8 = 10$$



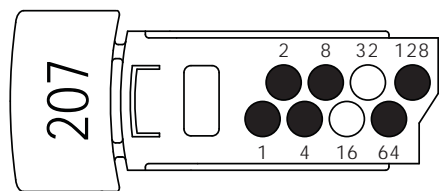
$$1 + 4 + 16 + 32 = 53$$



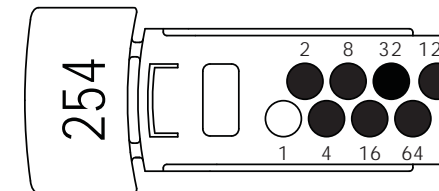
$$1 + 4 + 32 + 64 = 101$$



$$32 + 128 = 160$$



$$1 + 2 + 4 + 8 + 64 + 128 = 207$$



$$2 + 4 + 8 + 16 + 32 + 64 + 128 = 254$$

To reach maximum address range use XPERT 8 Mounting Base with XPERT 8 card, Soteria Detector and Core Protocol Control Panel.