

Quantec

Wiring instructions for:

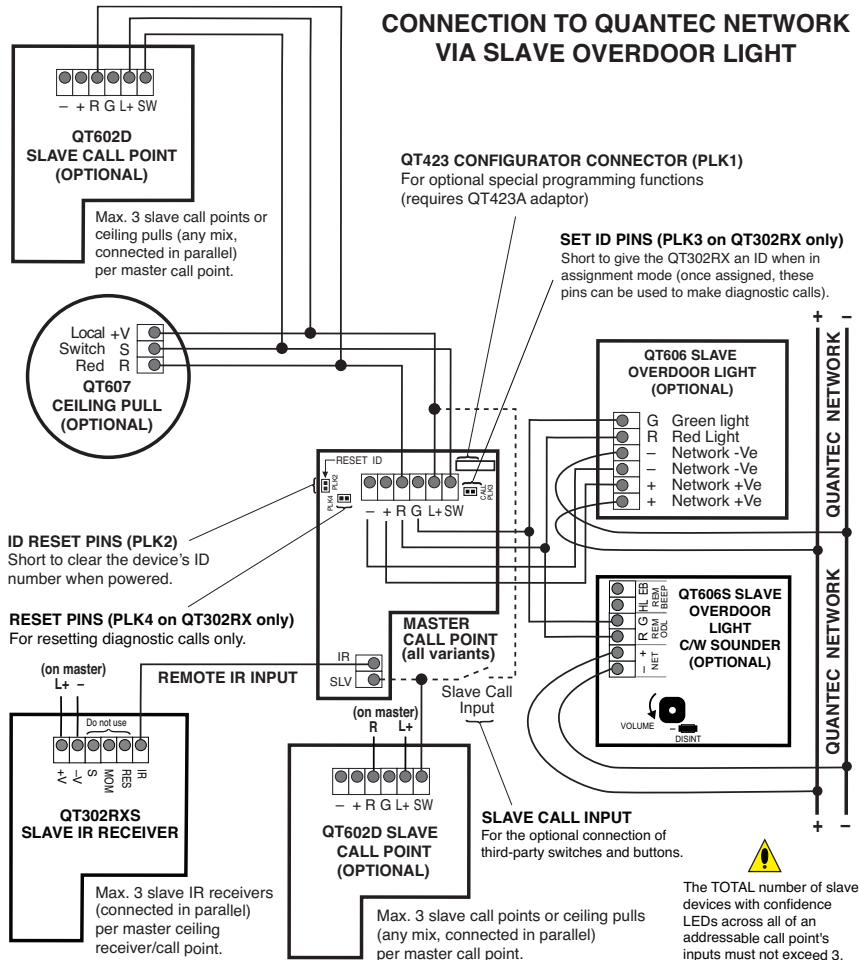
- QT602** Addressable Call Points
- QT602E** Addressable Call Points
- QT609** Addressable Call Points
- QT302RX** Master IR Ceiling Receivers
- QT606** Slave Overdoor (OD) Lights
- QT606S** Slave OD Lights c/w Sounder
- QT607** Ceiling Pulls
- QT302RXS** Slave IR Ceiling Receivers
- QT602D** Slave Call Points

This instruction leaflet shows examples of two common wiring methods for Quantec Addressable Call Points/Ceiling Receivers (all variants) with connections to typical slave devices. One method is shown adjacent, the other appears overleaf.

For detailed wiring, installation and programming information - including important compatibility information relating to a master call point's optional special programming functions - please refer to the main Quantec Installation manual, document no. DNU6012001.

Important note regarding IR devices:

Due to the high-risk environments in which infrared devices are likely to be used, be sure to install them so the best possible reception is achieved. If in doubt, contact your supplier for advice.



Quantec

Wiring instructions for:

- QT602 Addressable Call Points
- QT602E Addressable Call Points
- QT609 Addressable Call Points
- QT302RX Master IR Ceiling Receivers
- QT606 Slave Overdoor (OD) Lights
- QT606S Slave OD Light c/w Sounders
- QT607 Ceiling Pulls
- QT302RXS Slave IR Ceiling Receivers
- QT602D Slave Call Points

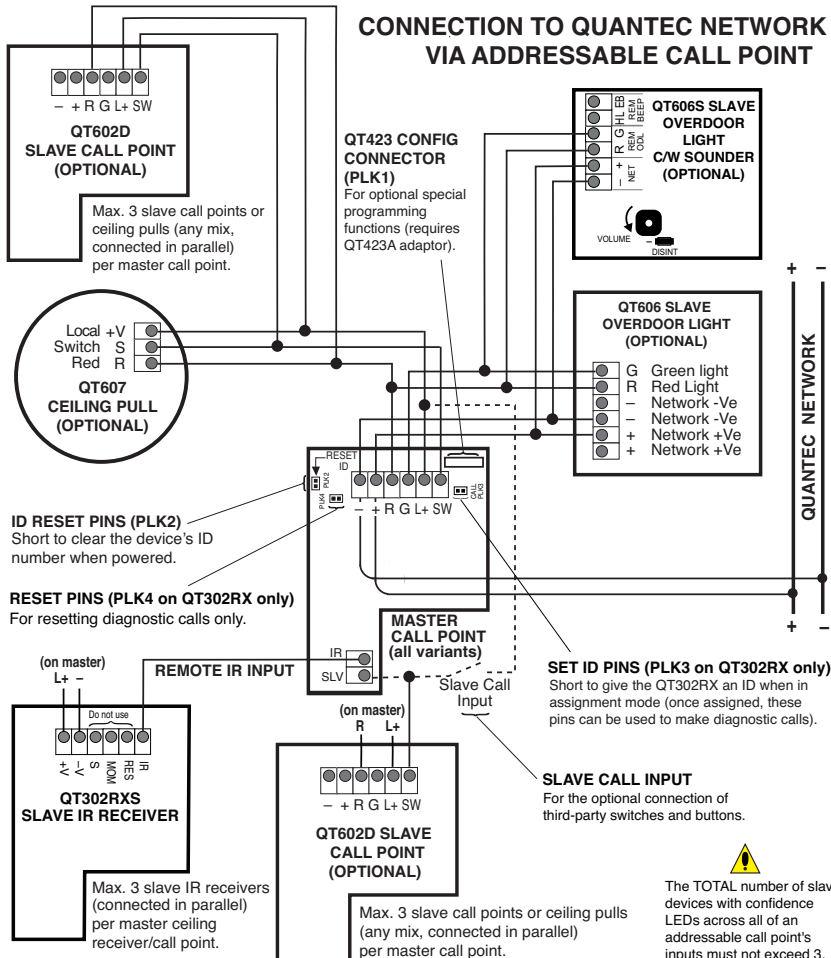
This instruction leaflet shows examples of two common wiring methods for Quantec Addressable Call Points/Ceiling Receivers (all variants) with connections to typical slave devices. One method is shown adjacent, the other appears overleaf.


For detailed wiring, installation and programming information - including important compatibility information relating to a master call point's optional special programming functions - please refer to the main Quantec Installation manual, document no. DNU6012001.

Important note regarding IR devices:

Due to the high-risk environments in which infrared devices are likely to be used, be sure to install them so the best possible reception is achieved. If in doubt, contact your supplier for advice.

Approved Document No. DNU6020001 Rev 7




The TOTAL number of slave devices with confidence LEDs across all of an addressable call point's inputs must not exceed 3.