

Quantec

Wiring instructions for:

QT302RXR Round Master Infrared (IR) Ceiling Receivers; QT302RXRS Round Slave Infrared (IR) Ceiling Receivers

QT302RXR addressable master receivers and QT302RXRS slave receivers accept IR calls from Quantec’s staff attack transmitters, patient neck pendants and staff attendance pendants. Up to three QT302RXRS receivers can be connected to a single QT302RXR receiver or an addressable call point (any variant, including non-IR) to increase coverage. A QT848/10 locking kit, complete with 10 grubscrews and Allen key, is also available.

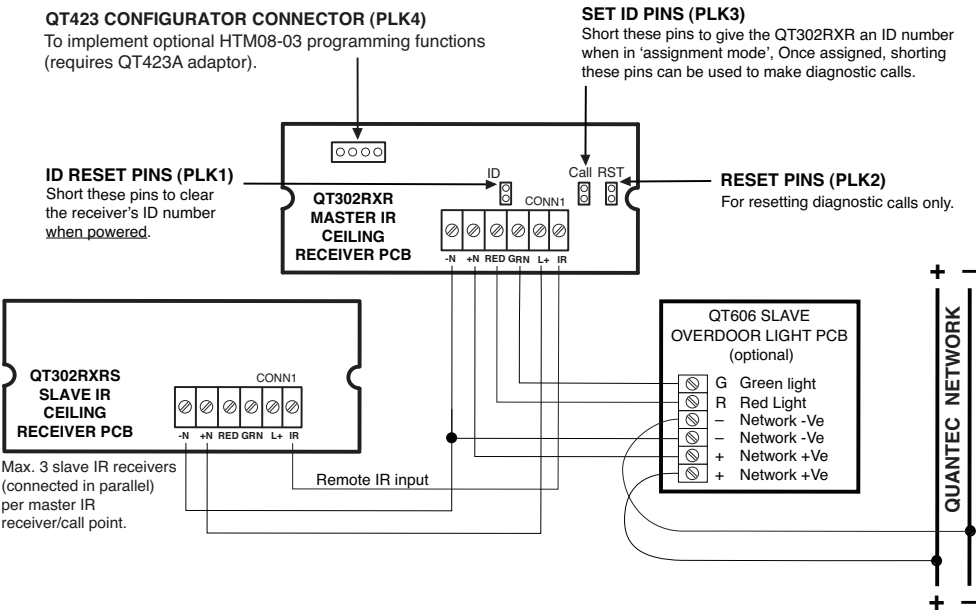
This instruction leaflet shows examples of two common wiring methods for the QT302RXR and QT302RXRS (round variants) with connections to typical slave devices. One method is shown adjacent, the other appears overleaf.

For detailed wiring, installation and programming information including important compatibility information relating to a master receiver’s optional special programming functions - please refer to the main Quantec Installation manual, document no. DNU6012001.

Important note regarding IR devices:
Due to the high-risk environments in which IR devices are likely to be used, be sure to install them so the best possible reception is achieved. If in doubt, contact your supplier for advice.

Approved Document No. DNU3020002 Rev 1

CONNECTION TO QUANTEC NETWORK VIA SLAVE OVERDOOR LIGHT



Quantec

Wiring instructions for:

QT302RXR Round Master Infrared (IR) Ceiling Receivers; QT302RXRS Round Slave Infrared (IR) Ceiling Receivers

QT302RXR addressable master receivers and QT302RXRS slave receivers accept IR calls from Quantec’s staff attack transmitters, patient neck pendants and staff attendance pendants. Up to three QT302RXRS receivers can be connected to a single QT302RXR receiver or an addressable call point (any variant, including non-IR) to increase coverage. A QT848/10 locking kit, complete with 10 grubscrews and Allen key, is also available.

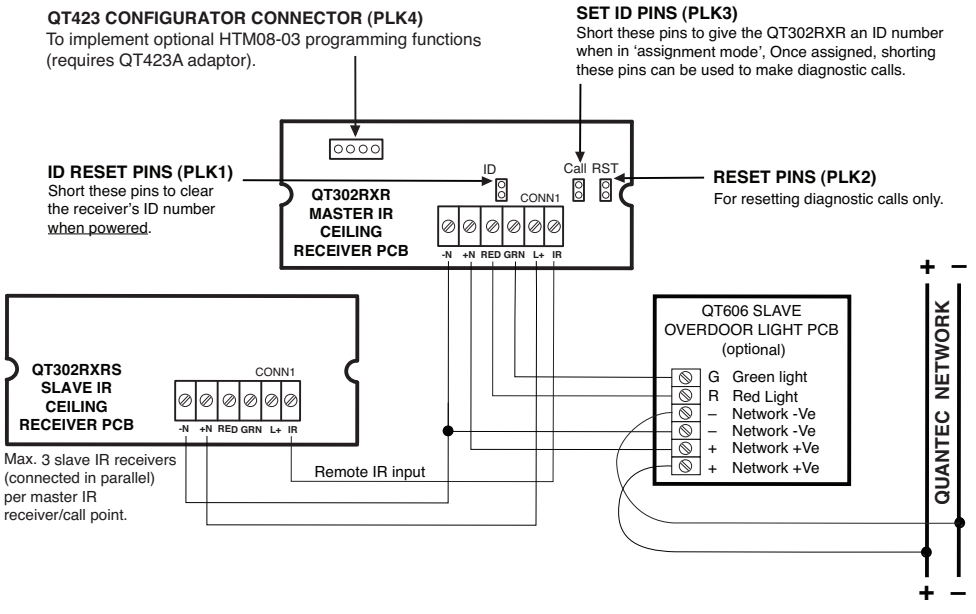
This instruction leaflet shows examples of two common wiring methods for the QT302RXR and QT302RXRS (round variants) with connections to typical slave devices. One method is shown adjacent, the other appears overleaf.

For detailed wiring, installation and programming information including important compatibility information relating to a master receiver’s optional special programming functions - please refer to the main Quantec Installation manual, document no. DNU6012001.

Important note regarding IR devices:
Due to the high-risk environments in which IR devices are likely to be used, be sure to install them so the best possible reception is achieved. If in doubt, contact your supplier for advice.

Approved Document No. DNU3020002 Rev 1

CONNECTION TO QUANTEC NETWORK VIA SLAVE OVERDOOR LIGHT



Quantec

Wiring instructions for:

QT302RXR Round Master Infrared (IR) Ceiling Receivers; QT302RXRS Round Slave Infrared (IR) Ceiling Receivers

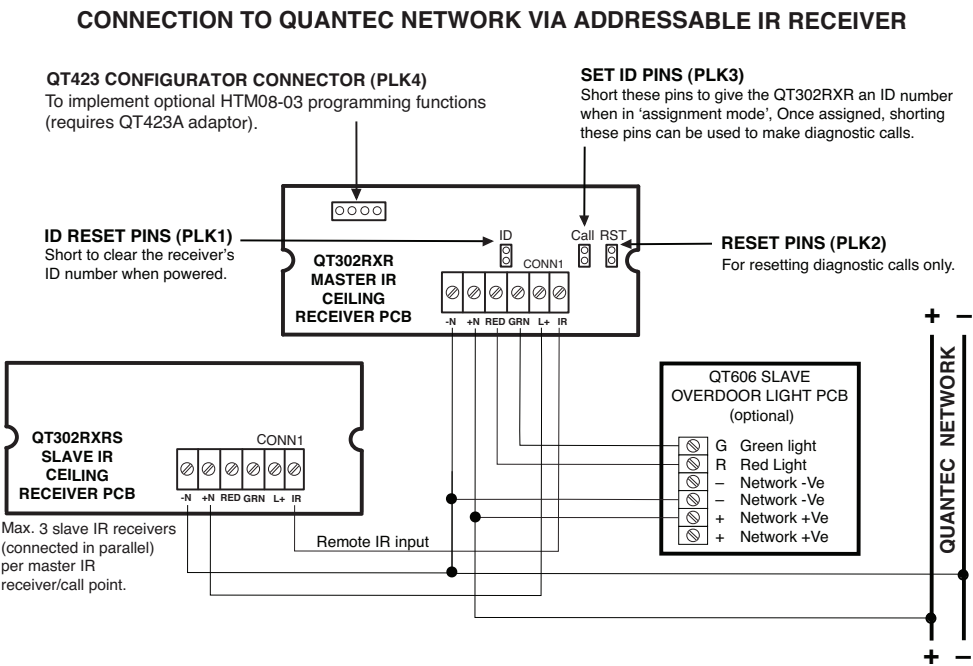
QT302RXR addressable master receivers and QT302RXRS slave receivers accept IR calls from Quantec’s staff attack transmitters, patient neck pendants and staff attendance pendants. Up to three QT302RXRS receivers can be connected to a single QT302RXR receiver or an addressable call point (any variant, including non-IR) to increase coverage. A QT848/10 locking kit, complete with 10 grubscrews and Allen key, is also available.

This instruction leaflet shows examples of two common wiring methods for the QT302RXR and QT302RXRS (round variants) with connections to typical slave devices. One method is shown adjacent, the other appears overleaf.

For detailed wiring, installation and programming information including important compatibility information relating to a master receiver’s optional special programming functions - please refer to the main Quantec Installation manual, document no. DNU6012001.

Important note regarding IR devices:
Due to the high-risk environments in which IR devices are likely to be used, be sure to install them so the best possible reception is achieved. If in doubt, contact your supplier for advice.

Approved Document No. DNU3020002 Rev 1



Quantec

Wiring instructions for:

QT302RXR Round Master Infrared (IR) Ceiling Receivers; QT302RXRS Round Slave Infrared (IR) Ceiling Receivers

QT302RXR addressable master receivers and QT302RXRS slave receivers accept IR calls from Quantec’s staff attack transmitters, patient neck pendants and staff attendance pendants. Up to three QT302RXRS receivers can be connected to a single QT302RXR receiver or an addressable call point (any variant, including non-IR) to increase coverage. A QT848/10 locking kit, complete with 10 grubscrews and Allen key, is also available.

This instruction leaflet shows examples of two common wiring methods for the QT302RXR and QT302RXRS (round variants) with connections to typical slave devices. One method is shown adjacent, the other appears overleaf.

For detailed wiring, installation and programming information including important compatibility information relating to a master receiver’s optional special programming functions - please refer to the main Quantec Installation manual, document no. DNU6012001.

Important note regarding IR devices:
Due to the high-risk environments in which IR devices are likely to be used, be sure to install them so the best possible reception is achieved. If in doubt, contact your supplier for advice.

Approved Document No. DNU3020002 Rev 1

