

**WISeNET**

# **CAMÉRA RÉSEAU**

## Guide de prise en main rapide

PNM-9000QB



## Important

Please check 'Manuals' from our website, before connecting to the Supply,  
<https://www.hanwha-security.com/en/data-center/download-data/>

We recommend to use the officially compatible VMS version or latest Hanwha NVR version when integrating with VMS or Hanwha NVR.



Hanwha Techwin cares for the environment at all product manufacturing stages, and is taking measures to provide customers with more environmentally friendly products.

The Eco mark represents Hanwha Techwin's devotion to creating environmentally friendly products, and indicates that the product satisfies the EU RoHS Directive.



### Correct Disposal of This Product (Waste Electrical & Electronic Equipment)

(Applicable in the European Union and other European countries with separate collection systems)

This marking on the product, accessories or literature indicates that the product and its electronic accessories (e.g. charger, headset, USB cable) should not be disposed of with other household waste at the end of their working life. To prevent possible harm to the environment or human health from uncontrolled waste disposal, please separate these items from other types of waste and recycle them responsibly to promote the sustainable reuse of material resources.

Household users should contact either the retailer where they purchased this product, or their local government office, for details of where and how they can take these items for environmentally safe recycling.

Business users should contact their supplier and check the terms and conditions of the purchase contract. This product and its electronic accessories should not be mixed with other commercial wastes for disposal.



### Correct disposal of batteries in this product


(Applicable in the European Union and other European countries with separate battery return systems.)

This marking on the battery, manual or packaging indicates that the batteries in this product should not be disposed of with other household waste at the end of their working life. Where marked, the chemical symbols Hg, Cd or Pb indicate that the battery contains mercury, cadmium or lead above the reference levels in EC Directive 2006/66. If batteries are not properly disposed of, these substances can cause harm to human health or the environment.

To protect natural resources and to promote material reuse, please separate batteries from other types of waste and recycle them through your local, free battery return system.

## SAFETY INFORMATION

---



# COMPOSANT

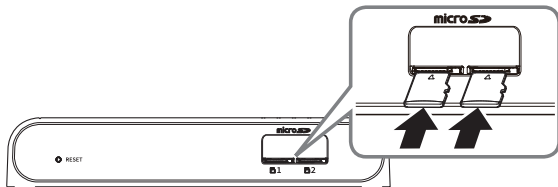
L'accessoire varie selon le pays de vente.



- Noyau de ferrite : Il est recommandé de l'enrouler 2 fois autour du câble d'alimentation et du câble LAN avant utilisation.

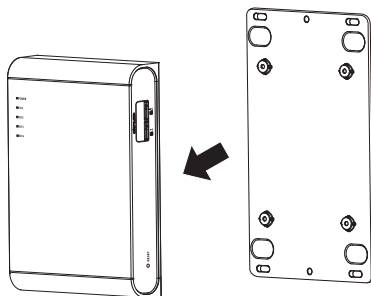


- Non fourni : Carte SD

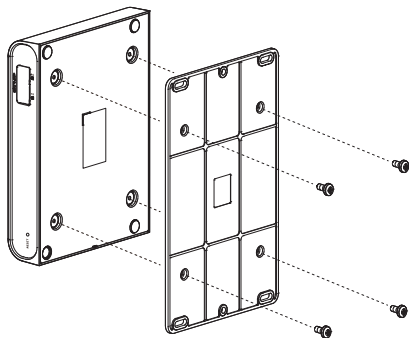


# INSTALLATION

1

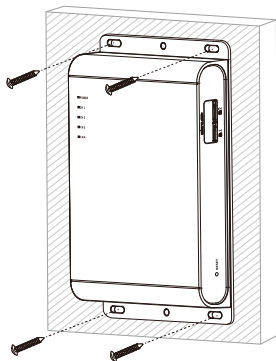


2



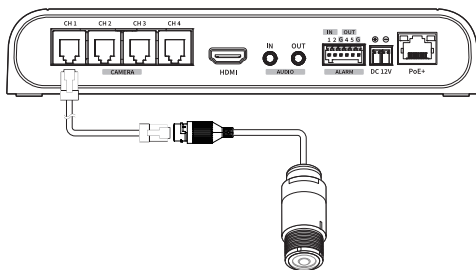
# INSTALLATION

3



4

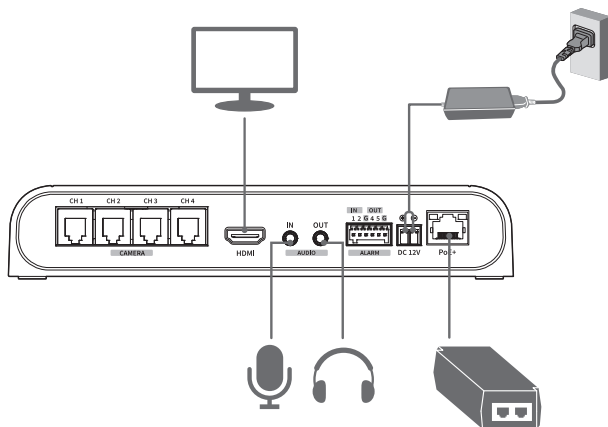
- Non fourni : Module de lentille



- L'alimentation électrique doit être coupée lors de l'installation ou du retrait du module de l'objectif.

# INSTALLATION

5



# INSTALLATION

---

6





## RÉGLAGE DU MOT DE PASSE

Lorsque vous accédez au produit pour la première fois, vous devez enregistrer le mot de passe de connexion.



- Pour un nouveau mot de passe de 8 à 9 chiffres, vous devez utiliser au moins trois des éléments suivants : lettres majuscules / minuscules, chiffres et caractères spéciaux. Pour un mot de passe de 10 à 15 chiffres, vous devez utiliser au moins deux des types mentionnés.
  - Les caractères spéciaux qui sont autorisés :  
~!@#%^&\*()\_+=[]{}|'";:~.
- Pour plus de sécurité, il n'est pas recommandé de répéter les mêmes caractères ou entrées clavier consécutives pour vos mots de passe.
- Si vous avez perdu votre mot de passe, vous pouvez appuyer sur le bouton **[RESET]** pour initialiser le produit. Veuillez donc ne pas perdre votre mot de passe en utilisant un bloc-notes ou bien mémorisez-le.

## LOGIN

Lorsque vous accédez à la caméra, la fenêtre de connexion apparaît.

Saisissez l'identifiant utilisateur et le mot de passe pour accéder à la caméra.

- ❶ Entrez « **admin** » dans la zone de saisie de texte **<User Name>**.
- ❷ Saisissez le mot de passe dans le champ de saisie **<Password>**.
- ❸ Cliquez sur **[Sign in]**.



Подлежит использованию по назначению  
в нормальных условиях  
Срок службы : 7 лет.

#### **Türkiye Distribütörü**

##### **EDS Elektronik Destek Sanayi ve Ticaret Ltd. Şti.**

Meclis Mah. Teraziler Cad. Hayran Sk. (Eskisi Kılıç Sk.) No: 4 Sancaktepe / İstanbul / Türkiye

Tel +90.216.313.25.15 Faks +90.216.528.45.98

##### **Koyuncu Elektronik Bilgi İşlem Sistemleri San. ve Dış. Tic. A.Ş.**

Emek Mah. Ordu Cad. No:18 Sancaktepe / İstanbul / Türkiye

Tel +90.216.528.88.88 Faks +90.216.313.18.18

##### **NFS Teknoloji ve Otomasyon Sistemleri San. Ve Tic. Ltd. Şti.**

Cumhuriyet Mah Şair M.Akif Ersoy Sk. No:36 Üsküdar / İstanbul / Türkiye

Tel +90.216.505.82.28 Faks +90.216.505.82.29

##### **Sensonet Teknoloji Elekt. ve Biliş. Hiz. San. ve Tic. Ltd. Şti.**

Ramazanoğlu Mah. Transtek Cad. No: 2 Pendik / İstanbul / Türkiye

Tel +90.216.999.49.49 Faks +90.212.381.61.02

##### **ENTES ELEKTRONİK CİHAZLAR İMALAT VE TİC. A.Ş.**

Dudullu Org.San.Bölğ. 1. Cad. No:23 34776 Ümraniye - İstanbul / Türkiye

Tel +90.216.313.01.10 Faks +90.216.314.16.15

Cihazın Ticaret Bakanlığıınca önerilen ortalama ömrü

Cihazın EEE yönetmeliklerine uygun olduğuna benzer beyan

## 한화테크윈(주)

경기도 성남시 분당구 판교로 319번길 6 (삼평동 701)

영 업 TEL 070-7147-8771~9 A/S 및 기술문의 1588-5772

부산영업소 TEL 051-796-3216

대구영업소 TEL 053-742-3098

광주영업소 TEL 062-941-9559

대전영업소 TEL 042-489-9840

[www.hanwha-security.com](http://www.hanwha-security.com)

---

### Head Office

6, Pangyo-ro 319 beon-gil, Bundang-gu, Seongnam-si,

Gyeonggi-do, 463-400 Rep. of KOREA

Tel : +82.70.7147.8753 Fax : +82.31.8018.3740

[www.hanwha-security.com](http://www.hanwha-security.com)

---

### Hanwha Techwin America

500 Frank W. Burr Blvd. Suite 43 Teaneck, NJ 07666

Toll Free : +1.877.213.1222 Direct : +1.201.325.6920

Fax : +1.201.373.0124

[www.hanwhasecurity.com](http://www.hanwhasecurity.com)

---

### Hanwha Techwin Europe

Heriot House, Heriot Road, Chertsey, Surrey, KT16 9DT, United Kingdom

Tel : +44.1372.235663 Fax : +44.1932.57.8101

[www.hanwha-security.eu](http://www.hanwha-security.eu)

---

### Hanwha Techwin(Tianjin) Co.Ltd

Room 3F2C302, microelectronics investment service center, no.1 qianxuesen road,  
microelectronics industrial park, Tianjin economic and technological development area, China

联系电话(免费客服热线) : 800.818.1212 / 400.690.6677

[www.hanwha-security.cn](http://www.hanwha-security.cn)

---

### Hanwha Techwin Middle East FZE

JAFZA View 18, 20th floor, office 2001, 2002, 2003, Downtown Jebel Ali,

Dubai, United Arab Emirates

[www.hanwha-security.com](http://www.hanwha-security.com)

---

### Hanwha Techwin Vietnam Hanoi Office

28th Floor, Handico Building, Pham Hung Street, Me Tri ward, Nam Tu Liem District, Hanoi City, Vietnam

Tel : +84.91.982.40.88

[www.hanwha-security.com](http://www.hanwha-security.com)



PT01-005687A