



**hydrosense®**

# Conventional Water Leak Detection

The Hydrosense HS conventional system offers both linear and point detection solutions, through both the Hydro-Wire and Hydro-Probe. Control Panel sizes range from two to eight detection zones, and each model includes two sounder circuits. An Ancillary PCB can also be fitted to provide local plant control or BMS integration, via up to 8 zonal relay contacts.

A seamless operation is assured by both battery backup and system fault monitoring. An alarm and/or fault condition will be signaled both visually and audibly.

Hydrosense HS is ideal for small to medium sized projects, with up to 50 metres of Hydro-Wire or 20 Hydro-Probes allowed per detection zone.

## Features

- Fully monitored alarm and detection circuits
- New robust junction and connection boxes with plug 'n' play feature
- Simple to install and maintain
- New Hydro-Wire incorporates both enhanced durability and flexibility
- Up to 72 hour battery standby
- New probes include enhanced aesthetics and mechanical protection
- Common fault and alarm relay contacts available
- Connection and termination made even more simple

## System Components

### Hydrosense HS Conventional Control Panels:

HSCP-S-2-230	2 Zone Control Panel, 230 VAC
HSCP-S-4-230	4 Zone Control Panel, 230 VAC
HSCP-S-8-230	8 Zone Control Panel, 230 VAC
HSCP-S-2-AP-230	2 Zone c/w Ancillary PCB, 230 VAC
HSCP-S-4-AP-230	4 Zone c/w Ancillary PCB, 230 VAC
HSCP-S-8-AP-230	8 Zone c/w Ancillary PCB, 230 VAC
HSRP-S-2-230	2 Zone Repeater panel, 230 VAC
HSRP-S-4-230	4 Zone Repeater panel, 230 VAC
HSRP-S-8-230	8 Zone Repeater panel, 230 VAC
HSRP-S-2-24	2 Zone Repeater panel, 24 VDC
HSRP-S-4-24	4 Zone Repeater panel, 24 VDC
HSRP-S-8-24	8 Zone Repeater panel, 24 VDC

### Hydrosense HS System Components:

HS-WLDP	Hydrosense HS Hydro-Probe
HS-WLJB	Hydrosense HS Hydro-Probe Junction Box
HYDW-10	Hydro-Wire 10 m
HYDW-05	Hydro-Wire 5 m
HS-HWCI	Hydro-Wire HS Connection Interface
HS-HWCI-EOL	Hydro-Wire HS End of Line Device
HY-WLRI-F	Hydrosense Conventional Remote Indicator
HY-WLRI-S	Hydrosense Conventional Remote Indicator c/w Surface Box



### Hydrosense HS Panel accessories:

HSCP-AP	Ancillary PCB for Hydrosense HS Control Panels
HSCP-Bezel	Bezel for Semi-Flushing HSCP Panel to Wall
VMIS-W	Secure Mains Isolator Switch - White

### Hydrosense HS accessories


HY-WLDP-H	Hydrosense Probe Height Adjustment Kit
HY-WLDP-DT	Hydrosense Probe Drip Tray Mounting Kit
HY-WLDP-C	Protection Cage for Hydrosense Probe
HY-FX	Fixing Clips for Leader Cable and Hydro-Wire, Screw Fix (Pack of 100)
HY-FXSA	Fixing Clips for Leader Cable and Hydro-Wire, Screw or Adhesive Fix (Pack of 100)
HY-ZBI	Zone Breaker/ Extension Lead 1 m
HY-ZB3	Zone Breaker/ Extension Lead 3 m
HY-ZBI0	Zone Breaker/ Extension Lead 10 m

### Alarm and Indicating Equipment:

HSVS	"Water Leakage Alarm Activated" - Voice Sounder
HY-WLSMC	Short Message Communicator for Remote Alarm via GPRS
HSSBI	Sounder/ Beacon (White Sounder with Blue Beacon)

### Ancillary Equipment:

Y2.1-12	Yuasa Yucel Sealed Lead Acid Battery, 12 Vdc, 2.1Ah
Y7-12	Yuasa Yucel Sealed Lead Acid Battery, 12 Vdc, 7.0Ah
K2111	Leader Cable (50 m), Twin PVC, 0.75 mm Round, Rating 3A.




**hydrosense®**

# Specification

## Conventional Control Panel

Mains Supply:	230Vac (100 Watts Max.)
Mains Supply Fuse:	1.6A, 250V
Output Voltage:	18.5 to 29Vdc
Battery Size Max:	12V, 7A/h (2 batteries are required)
Battery charge Voltage:	27.6Vdc (Nominal)
Battery charge Current:	0.7A
Battery lead fuse:	20mm, 3.15A
Dedicated Sounder Circuits:	24Vdc, fused at 500mA
Relay contact rating:	30Vdc, 1A
Detection Circuit EOL:	6,800 Ohms, 0.50W
Sounder Circuit EOL:	10,000 Ohms, 0.25W
IP Rating:	30
Construction:	1.2mm Mild Steel
Finish:	Epoxy Powder Coated
Colour:	RAL 7047 Light Grey - Satin
Dimensions (LxHxD):	385 x 310 x 90mm



4-Zone Hydrosense HS  
Control Panel

## Detection Components

### Hydrosense Connection Box:

Dimensions (LxHxD):	160 x 115 x 45mm (Inc. Housing).
Weight:	200g (Inc. Housing)
Colour:	Grey with Semi Transparent Cover
Hydro-Wire Acceptance:	50 Metres (Max.)

### Hydrosense Junction Box:

Dimensions (LxHxD):	160 x 115 x 45mm (Inc. Housing).
Weight:	200g (Inc. Housing)
Colour:	Grey with Semi Transparent Cover
Max.	1 probe per Junction Box

### Hydro-Cryer:

Weight:	220g
Current:	27mA
Voltage:	20 - 28Vdc
Dimensions:	See Fire-Cryer Datasheet DS/FCPLUS
IP Rating:	45 or 66

### Hydro-Wire:

Colour:	Blue
Length:	5 and 10 Metres
Termination:	HS-HWCI-EOL
Weight:	160g (5m) and 320g (10m)

### Hydrosense End of Line Plug:

Colour:	Blue
Termination:	New Easy Fit and Locking
Resistor Value:	6,800 Ohms
Power Rating:	0.50W
Weight:	20g

### Hydro-Probe:


Colour:	Blue
Lead-in Cable:	1m (+/- 50mm)
LED Colour:	Blue (When in alarm)
Weight:	120g



Junction Box



Connection Box



Zone Breaker Cable



End-of-Line Plug



Hydro-Cryer



Hydro-Wire



Hydro-Probe

### HydroSense by VimpeX

Star Lane, Great Wakering  
Essex SS3 0PJ England  
Tel: +44 (0) 1702 216999  
E-mail: sales@vimpeX.co.uk  
[www.hydrosense-system.com](http://www.hydrosense-system.com)



Assessed to ISO 9001  
Cert/LPCB ref. 456

DS/HYD-HS-TD/iss I



**hydrosense®**