



D-TECT 3 IP Motion Detector

The D-TECT 3 IP is an internet protocol connected dual tech detector that combines advanced signal processing and unique optical systems. The detection beam range can be programmed up to 30 metres, avoiding boundary overspill and making it particularly effective for perimeter detection.

Using Power over Ethernet and IP communication, the D-TECT 3 IP supports direct integration with all the major* VMS and camera systems on the market, while keeping the installation just as easy as setting up an IP camera.

*Currently supported VMS platforms

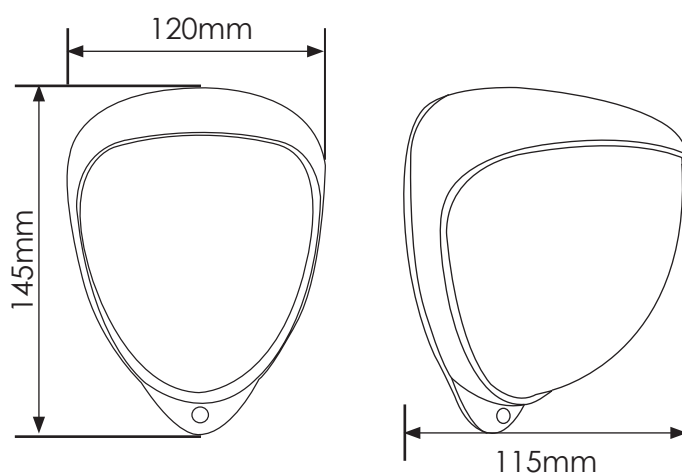
- Bosch
- Griffid GMS & GMC
- Kentima Ethiris
- Milestone XProtect
- Mirasys Carbon
- SeeTec Enterprise & Probox

PRODUCT CODES

- GJD260** D-TECT 3 IP Motion Detector 10.587GHz
GJD261 D-TECT 3 IP Motion Detector 10.525GHz
GJD262 D-TECT 3 IP Motion Detector 9.9GHz
GJD263 D-TECT 3 IP Motion Detector 9.35GHz
GJD264 D-TECT 3 IP Motion Detector 10.41GHz

UNIQUE FEATURES	END USER BENEFITS
Power over Ethernet	Ability to monitor a large detection area
Programmable 30m beam range	Exceptional resistance to false alarms
Advanced signal processing, quad pyro & optical systems	Low maintenance & cost efficient
Direct control of IP cameras	User-friendly, intuitive and quick online access
Web browser interface	Suitable for adverse weather conditions
Robust IP65 zinc metal housing	Easy to setup and service
Direct integration with VMS systems	Remote IP setup and diagnostics
PIR and microwave detection technologies	

DIMENSIONS



SECTORS



RESIDENTIAL



COMMERCIAL



INDUSTRIAL



BORDERS



MILITARY BASES



PORTS



POWER PLANTS



HERITAGE



AIRPORTS



PRISONS

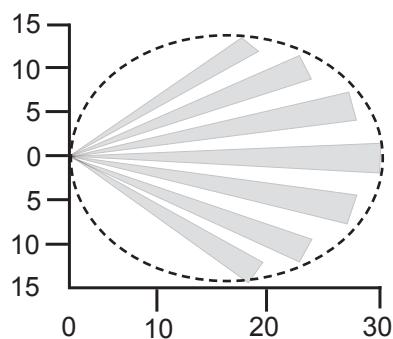
TECHNICAL SPECIFICATIONS

ACCESSORIES

GJD304	Conduit Adaptor
GJD305	Pole Mount Bracket
GJD308	"D-Guard" Cage
GJD380	Walk Tester

RANGE	Up to 30m programmable
COVERAGE	10° - 70° detection angle, 30m x 30m max
ADJUSTMENT	180° pan + 90° tilt, with visual pan & tilt alignment markers
MOUNTING HEIGHT	Optimum 3m
FRESNEL LENS	12 zones for each pyro pair
CUSTOMISED OPTICS	Double silicon shielded quad element eliminates 50,000 Lux of white light
NETWORK ALARMS	User configurable HTTP web requests, XML and raw TCP socket support. Direct integration for all major VMS software
OUTPUTS	2 x volt-free, silent solid state magnetically immune, programmable trigger options
POWER SUPPLY	Power over Ethernet (48V DC)
POWER CONSUMPTION	Max 3.8W, PoE class 1
ETHERNET STANDARD	Ethernet IEEE 802.3af, TCP/IP
USER INTERFACE	Web browser user interface. No software or installation needed
PULSE COUNT	1,2,3
WALK TEST	Output test mode with LED indication
OPERATING TEMP	-20°C to +55°C conformally coated electronics for increased stability
TEMP. COMPENSATION	Digital sensitivity adjustment
TIMER OPTIONS	Up to 120 seconds
LIGHT SENSING	Dusk (2 Lux) to 24 hour
HOUSING	High impact zinc alloy
PROTECTION RATING	Minimum IP55
DIMENSIONS	145 x 120 x 115mm
WEIGHT	692g

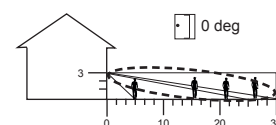
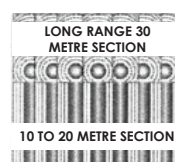
BEAM PATTERNS



BEAM PATTERN SET TO
MAXIMUM RANGE

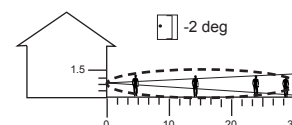
MULTI-BEAM OPTIMUM

HEIGHT 3 METRES
RANGE MAXIMUM
MODULE TILT 0 DEGREE



PET IMMUNITY

HEIGHT 1.5 METRES
RANGE MAXIMUM
MODULE TILT -2 DEGREE



CURTAIN COVERAGE

HEIGHT 6 METRES
RANGE MAXIMUM
MODULE TILT 45 DEGREE



Please note GJD reserve the right to change the information within this document, without notice.

www.gjd.co.uk | info@gjd.co.uk | +44 (0) 1706 363 998

Unit 2 Birch Business Park, Whittle Lane, Heywood, Greater Manchester, OL10 2SX, UK

DS230-10-05-15