



ELMDENE INTERNATIONAL LIMITED  
RODNEY ROAD  
FRATTON  
PORTSMOUTH  
PO4 8SS, UK  
TEL: +44 (0) 2392 739412  
FAX: +44 (0) 2392 811631

[www.elmdene.co.uk](http://www.elmdene.co.uk)

## ELM-KEYPAD-BOX

### Robust Lockable Enclosure for Control Panel Keypads

#### Features

Robust white powder coated steel enclosure designed to provide physically restricted and controlled access to control panel keypads that are mounted in open access environments e.g. public access areas. The box features a lockable lid with its key removable in both locked and unlocked positions. An internal mounting plate is pre-drilled to accept a wide range of commonly used control panel keypads. Cable entry holes are provided in the mounting plate with sufficient space for cable management behind the plate. The plate is demountable to permit full access to all keypad lid and backplate fixings e.g. screws, push-in tabs. The keypad box has lid hinge retention permitting it to be mounted with the hinge on the left or right hand side to suit all applications.

- Compatible with wide range of keypads
- White powder coated steel
- Lockable lid using key number 606
- Left or right hand hinge mounting
- Pre-drilled mounting plate
- Integral cable management
- Keypad fixing kit included



#### Compatible Keypads

The ELM-KEYPAD-BOX mounting plate is pre-drilled for the following keypads. Please refer to mounting diagrams overleaf showing pre-drilled fixing positions for both left and right hand hinge orientation.

- Menvier keypads including MKP1, 2, 3
- Honeywell/Ademco Galaxy keypads including MK7
- Guardall Keypads including Bluestream series

#### Mechanical

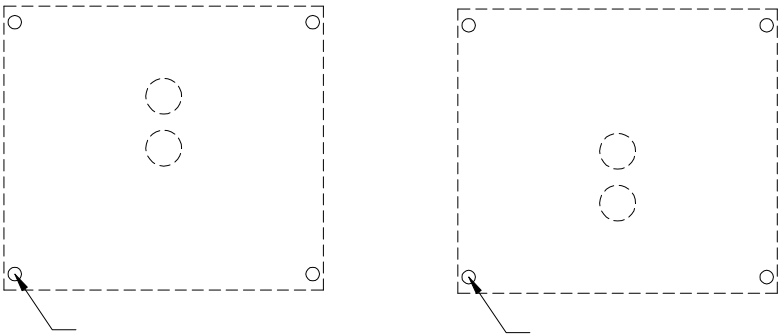
<b>Enclosure Dimensions</b> w x h x d	205 X 190 X 55 mm
<b>Weight (kg)</b> (pre-installation)	1.4kg
<b>Material</b>	Mild steel, white powder coated

THIS PAGE INTENTIONALLY BLANK

*The packaging supplied with this product may be recycled.  
Please dispose of packaging accordingly.*

**LEGEND**

- BOX BASE
- - - PLATE
- - - KEYPAD (VARIOUS)
- PLATE MOUNTING HOLES- USE 4 OFF. M3 X 6 (SUPPLIED)
- KEY PAD MOUNTING HOLES- USE No.4 X 3/8 SELF TAPPING SCREW (SUPPLIED)  
SEE DIAGRAM FOR SPECIFIC KEYPAD POSITIONS

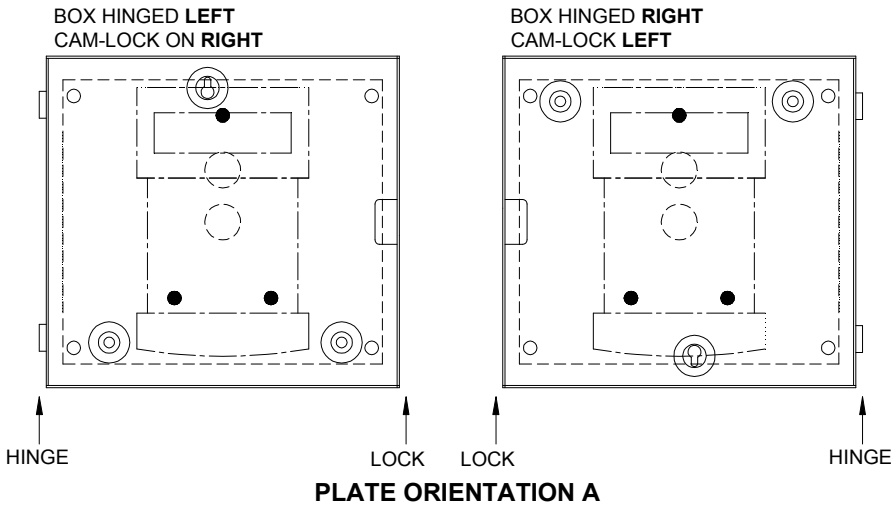


**PLATE ORIENTATION A**

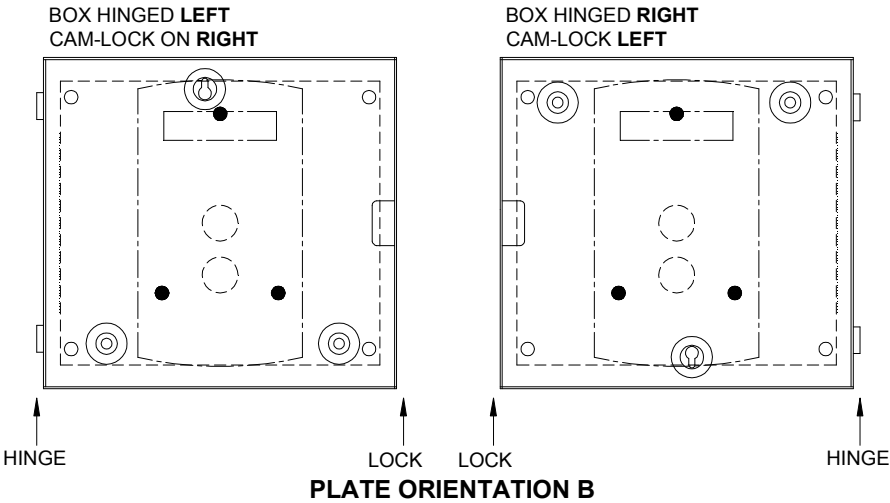
**PLATE ORIENTATION B**

**NOTE:** PLATE CAN BE MOUNTED IN ORIENTATION A OR B WITH HINGES ON LEFT OR RIGHT

**FIG 1. GALAXY**



**FIG 2. GUARDALL**



**FIG 3. MENVIER**

