

Art. 701T(28G) Digital time clock with BST/GMT automatic correction, back lit LCD display and trade button input

INTRODUCTION

The digital time clock has been designed particularly for the access control market. It incorporates all the features required from a time clock including:

- 12V AC or DC operation.
- Dry Contact 3A rated relay output (CO, NO & NC).
- Six fully programmable ON/OFF times. The times can be set for a single day of the week, weekends, week days or all days. To disable an ON/OFF time simply set the ON time the same as the OFF time.
- On board battery backup that will maintain the correct time and all time bands during mains failures.
- Automatic British summer time correction (BST/GMT). If this feature is not required it can be disabled, by moving JP2 into position A.
- Manual override button to toggle the relay on and off in standby mode (NOTE: The manual override is attached to time band 1 and so will switch off at the off time of time band 1 (Unless another time band is also set to on). For all other time bands the relay will stay in the state it is left until the next on then off time period).
- Trade button input: when the time clock is used in trade mode, the relay will only energise when the trade button is pressed and then, only during an active time band. The time clock can be switched into trade mode by moving JP1 into position A. When JP1 is in position B the relay will energise for the full duration of an active time band.
- Trade activated relay time can be adjusted from 1 second up to 99 seconds during programming.
- All information is displayed on an easy to read 2 lines 16 characters back lit LCD display.
- The time clock is mounted within an ABS white wall mountable plastic box.

In standby mode the time clock display will show the current day of the week, the time and date. It will also show if the time is British summer time (BST) or Greenwich Mean Time (GMT). Finally the display will indicate if the relay is ON or OFF. When this is flashing it indicates the time clock is in trade mode and so the relay will only energise when the trade button is pressed (The ON/OFF flashing, only indicates if a time band is on or off). If the ON/OFF is fixed, this indicates the state of the relay.

CONNECTIONS

+12V	12V DC or AC
GND	Ground
TRADE	For connection of a normally open trade button to GND
CO	Common connection on relay
NO	Normally open connection on relay
NC	Normally closed connection on relay

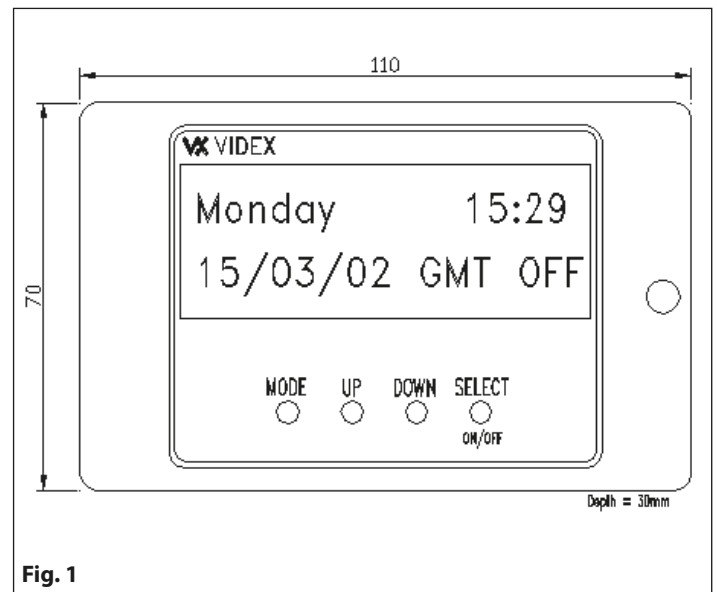


Fig. 1

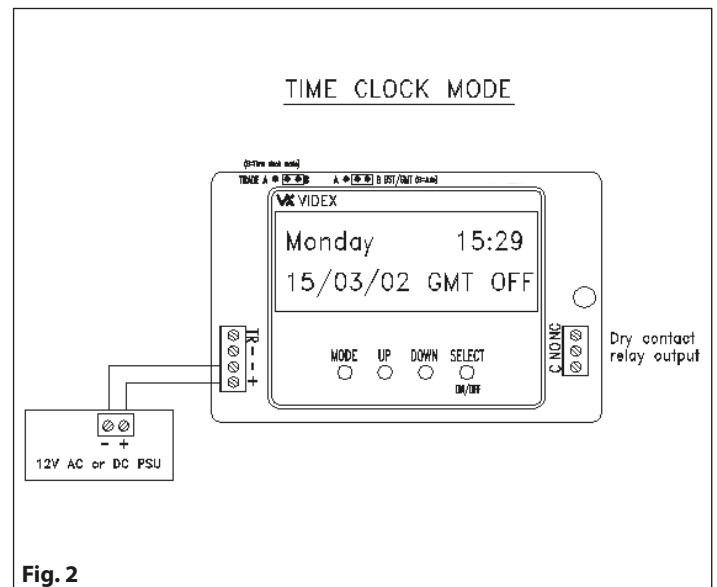


Fig. 2

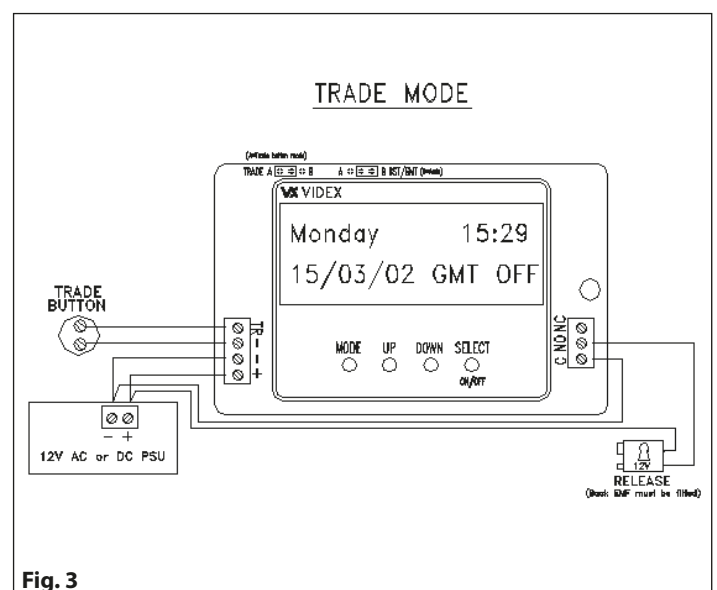
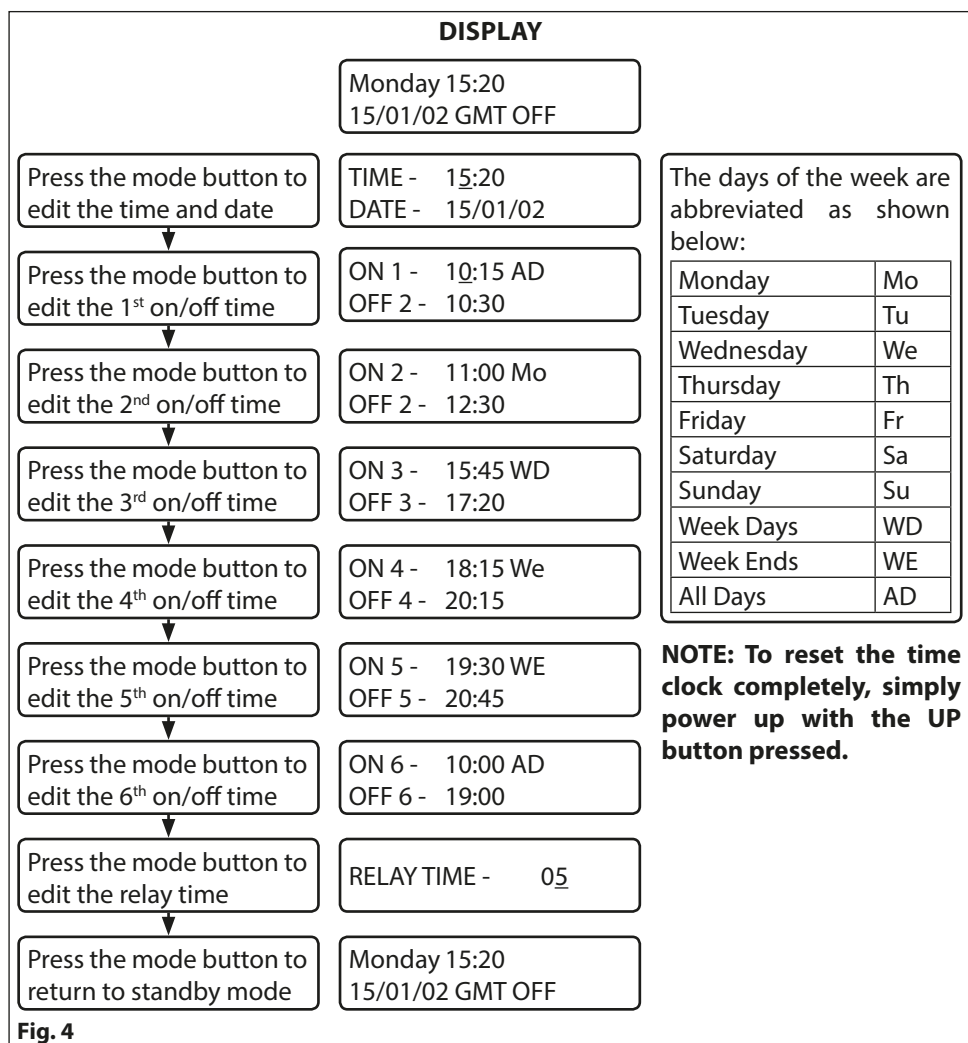


Fig. 3

PROGRAMMING

Programming is carried out by means of the four push buttons. The mode button advances through the modes beginning with mode 1 which allows the editing of the time and date, mode 2 – 7 allows the editing of the time bands and mode 8 allows the editing of the relay time in trade mode (Note: mode 8 only appears in trade mode). The up/down buttons allow the underlined information to be edited (pressing these buttons once will change the value by one, holding the button down will auto increment the value until the button is released) and the select button allows the underline cursor to rotate round to the next item on the display. If the time clock is inadvertently left in programming mode it will automatically revert to standby mode after a preset time.



TECHNICAL SPECIFICATION

Supply Voltage: 12Vdc or 12Vac

Standby Current (Relay off): 47mA

Standby Current (Relay on): 67mA

Battery backup: Min. 3 days

Relay contacts (Dry contact): 3A@24Vdc
3A @ 120Vac

On/Off times available: Six

ON/OFF period **1** will switch off at the off time for that period regardless of manual override. ON/OFF period **2-6** won't switch off at the off time for that period if override is pressed.

Time Accuracy: less than + or - 2 seconds drift per day

Trade mode relay time: From 1 second to 99 seconds

Dimensions: 110 x 70 x 30mm

Jumpers: JP1 (**A** = Trade mode, **B** = Time clock mode)

JP2 (**A** = BST/GMT Correction disabled, **B** = Automatic BST/GMT correction)

CUSTOMER SUPPORT



All Countries:
VIDEX ELECTRONICS S.P.A.
www.videx.it - technical@videx.it
Tel: +39 0734-631669
Fax: +39 0734-632475

UK Customers:
VIDEX SECURITY LTD
www.videx-security.com
Tech Line: 0191 224 3174
Fax: 0191 224 1559



The product is CE marked demonstrating its conformity and is for distribution within all member states of the EU with no restrictions. This product follows the provisions of the European Directives 2004/108/ECC (EMC); 2006/95/ECC (LVD) and 93/68/ECC (CE marking).