



## Door entry and access control systems

Reliability  
Security  
Quality  
**Day after day**



# Contents

## Telephones

Tabellet video monitor . . . . .	04
Bellissimo video monitor . . . . .	06
XL5 audio telephone . . . . .	08
801 audio telephone . . . . .	10

## Door entry panels

Bellini panel range . . . . .	12
SPA range (Standard aluminium) . . . . .	14
VRP and LCP range (vandal resistant and laser cut) . . . . .	16
Portabello surface mount panel range . . . . .	18

## Digital door entry panels

Bellagio digital panel range . . . . .	20
Digital vandal resistant panel range . . . . .	22

## Door entry systems

Bellini systems . . . . .	24
900 series audio door entry systems . . . . .	26
VRK series vandal resistant door entry systems . . . . .	28
Belltone door entry telephone interface . . . . .	30
DDA door entry systems (DDA – disability discrimination act) . . . . .	32
Bellissimo colour video door entry systems . . . . .	34
BSX isolating exchange door entry systems . . . . .	38
DAX digital isolating exchange door entry systems . . . . .	40

## Proximity systems

CSP combined door entry and proximity systems . . . . .	42
---	----

## Coded systems

Bellcode coded access systems . . . . .	44
CS106 combined door entry and coded access (standalone) . . . . .	46
CS109 combined door entry and coded access (secure) . . . . .	48

## Call systems

Bellcall emergency call system . . . . .	50
--	----

## Accessories

Door entry components and accessories . . . . .	52
---	----

Bell System was established in 1971 as a distributor and installer of door entry and access control systems. In 1979 the installation business was rapidly overtaken by manufacturing following the introduction of its first door entry telephone, the original model 801.

In 1989 a new purpose built factory was constructed in Milton Keynes. Bell System has since become a significant British manufacturer of door entry telephone systems with a substantial customer base within the distribution markets and both the private and public housing sectors.

In a competitive market place dominated by overseas suppliers our UK customers benefit from dealing direct with the manufacturer both in terms of sales and technical support.

We offer products and solutions that are often peculiar to the domestic market including vandal resistant systems with full line isolation in both conventional and digital formats.

Bell System offers an automatic two year warranty and where possible we can replace equipment which is over 30 years old.

Further information, including wiring diagrams and operating manuals for both current and all systems for the past 20 years, is readily available for download at [www.bellsystem.co.uk](http://www.bellsystem.co.uk) or on a USB stick on application.

All technical and installation manuals are available  
for download at [www.bellsystem.co.uk](http://www.bellsystem.co.uk)





# Tabellet

## 7" Colour Monitor

The new 7" tablet style video monitor is designed for any contemporary apartment and has the looks and feel demanded by young professionals. It is available in either white (TB-W) or black with chrome framing (TB-B) and is designed for wall-mounting or optionally desk-mounting.

### The tabellet features

- High quality 7" TFT screen
- True 'hands-free' speech with adaptive acoustic echo and ambient noise cancellation
- Touch sensitive back-lit buttons
- Contrast, ring tone and speech volume adjustment controls
- Low-profile mounting to single-gang flush electrical box with the provided bracket
- Compatible with bellissimo video telephones and XL5-BS audio telephones for installation in mixed housing developments
- Available for systems with bellagio and Vandal Resistant digital panels, bellfree panels or the new Portabello mirrored finish video panels
- Connects to a BSC4 controller with a single CAT5 cable

### Desk Mount Version

A desk mount kit is available to convert the wall-mounting unit (model TB-DESK-KIT). It is made from powder coated steel and comes with a captive cable, plug and socket.


Dimensions (mm):  
H 134 x W 227 x D 24



TB-DESK



Rear and fixing bracket



### Adjustments Controls

The user can adjust the display contrast, display brightness and the ring-tone volume using the touch controls.



### Touch Screen buttons



#### Talk Button

Blue flashing – touch to start talking

Blue steady – speech is active



#### Camera Button

Blue flashing – touch to view entrance without speech

Yellow steady – touch to change camera view



#### Mute Button

Unlit – ring-tone is ON, touch to turn ring-tone OFF

Red steady – ring-tone is OFF, touch to turn ring-tone ON



#### Key Button

Green flashing – touch to release the entrance door

Red steady – the entrance door is permanently open

TB-B



TB-W



# Bellissimo

## Door entry colour video telephone

The contemporary and stylish bellissimo video telephone has a slim and curvaceous profile. It is supplied in white to complement most modern wall furnishings and is now the preferred choice of many new build property developers. With a fresh modern look the video telephone has soft silicone backlit buttons.

The bellissimo model BS video telephone is manufactured in white high-impact ABS plastic for high durability and has a 3.5" LCD colour display providing a high quality picture.

The video telephone includes contrast and ringer volume controls and 'privacy of speech' on all systems.

These telephones operate over long distances with a single CAT5 cable and have removable terminal blocks for ease of connection.



The telephone has three 'soft-touch' silicone rubber push buttons that can be backlit and each has a clear and precise function symbol;



### View

This button will flash in amber whilst the telephone is ringing. The telephone will normally display the picture from the panel camera unless the auto-picture option has been disabled. When disabled the resident must press the flashing amber button or lift the handset for the display to appear.



### Private

To avoid disturbance the resident can push this button to mute the ringing tone and the button will illuminate in red. The telephone will revert to normal operating mode after a selectable fixed period (adjustable between 1 minute and 10 hours, or indefinitely).



### Door

A momentary press of this button will provide a timed output to the lock release (adjustable at the panel controller, typically 3 seconds). The button will flash in green to indicate that the door may be released and will be lit permanently if the door has been left in an open state (door contact required).



The model BS-DESK is available for table-top mounting. The BS-DESK is factory fitted on a sloped pedestal for ease of use and has a captive cable with plug-in connector for the supplied wall mounting socket.

The model BS video telephone can be connected to further model BS video telephones for extension purposes. Alternatively, a model XL5-BS audio telephone can be considered. In addition, a flashing beacon (model BS-FB) and a sounder (model BS-RT) can also be used as extensions.



Model XL5-BS Audio phone for extensions

Model BS-DESK



# XL5

## Door entry telephone

**The XL5 telephones are the most recent models in our audio range and offer a contemporary look to complement modern wall furnishings.**

All models are manufactured in the UK in white high-impact ABS plastic. The telephones are wall-mounting as standard but have the option to be supplied for desk-mounting. The telephones have an un-pluggable connecting block for ease of installation, inspection or replacement. All models feature an adjustable ring volume.

*There are three models of the XL5 telephone;*

### Model XL5-LX

For connection to any standard 12V DC powered system. This includes all digital door entry systems, the BSX isolated exchange system and systems combined with keypad or proximity access control. This model replaces previous telephone models – BS-LX, 500X and 500LX.

### Model XL5-BS

For connection on video door entry systems with the 7" Tabellet monitor or bellissimo video telephones. Typically used as an audio only option on mixed developments or for extensions. This model replaces previous telephone model - BS-A.

For both the XL5-LX and XL5-BS models the two 'soft-touch' silicone rubber push-buttons are selectively back-lit and clearly marked with symbols. Both buttons have slow flashing illumination when the telephone has been called.

OFF

To avoid disturbance from nuisance calls the resident may operate this push-button to mute the ringing tone and the button will be illuminated in red. The telephone will revert to normal operating mode after a period (adjustable between 2 minutes and up to 10 hours) or indefinitely until operated again and the red light turns off.



This button will flash in Green to indicate that the lock release button is active. A press of the button will release the door lock release mechanism and the button remains lit for 3 seconds or optionally will remain lit if the door has been left open.



### Model XL5-PS

For connection to any standard door entry telephone system including the 900 series, VRK series, combined systems and audio digital systems. Privacy of speech and adjustable ring volume is standard with this telephone. This model replaces previous models – 801S, 801P and 801PS.

**OFF Button** - A slide-switch with red indication is provided for muting the ringing tone.



Dimensions (mm): H 218 x W 85 x D 56



# 801

## Door entry telephone

**The model 801 is Bell Systems' original door entry telephone. It has been re-styled a number of times over the years and still maintains its classic design. The 801 telephone continues to be the most popular in the UK market owing to its exceptional reliability and economical price.**

### 801 - Standard

The model 801 telephone operates from both 12V AC or 12V DC and is included in the standard model 900 and VRK audio door entry systems as well as the CS and CSP series of combined keypad and proximity door entry systems.

The telephone is manufactured in white high-impact ABS plastic for high durability and complements most wall furnishings. It incorporates a 'lock release' push-button discreetly positioned on the base, and under the handset, to prevent inadvertent use. With its wide handset the model 801 is especially recommended for the elderly.

The Electronic Ringing Tone has a useful safety feature whereby the tone is reduced when the handset is 'off the hook'. The telephone has two levels for the ringing tone. A HI or LO position can be set within the telephone on installation or at future date.

Model 801-DESK

*The model 801-DESK is available for table top mounting. The model 801-DESK is factory fitted on a sloped pedestal for ease of use and has a captive cable and telephone wall mounting socket.*



### 801S - Mute Switch

On this model a switch is included on the side of the telephone to allow the user to mute the call-tone and prevent disturbances from nuisance calls.

### 801P - Privacy of Speech

This model allows any conversation between the visitor and the resident on the called telephone to be totally private. The telephone will remain 'live' for a set period after being called and will then automatically close down the speech connection. The 'privacy of speech' feature is highly recommended on systems that have in excess of 10 stations.

Model 801



*Models available;*

Model 801 (standard)  
Model 801S (with mute)  
Model 801P (privacy of speech)

Model 801PS (with mute and privacy)  
Model 801-DESK (desk mount)

*Dimensions (mm):*  
H 212 x W 85 x D 55



# Bellini

## Panel range



Audio



Audio and Keypad



Video

The bellini panels are designed for installations in low-rise apartments, maisonettes and conversions making them an ideal choice for the private building sector. The range currently includes audio, audio combined with a keypad and video panels.

All panels are manufactured from anodised aluminium in a contemporary design and have black plastic trims with contrasting chromed push buttons and speech grill. The front panels are hinged from the back box for ease of installation and the hinges can easily be changed from one side to the other to assist in tight locations.

Innovative hinged assembly for ease of wiring



The bellini video panels include a CCD colour camera for connection to the bellissimo video system.

The bellini audio combined panels include an integral model C106 keypad for a residents' coded access facility.

Optional nameplate illumination is available with the model BLP-LAMP lighting module.

Panels do not include the speech unit and a model 61 speech unit should be ordered with each panel.

The bellini panels can be purchased independently or as part of a packaged system. Three styles of panel are immediately available;

- Audio panel; 1, 2, 3, 4, 6, 8, 10 and 12 buttons
- Audio and video panel; 1, 2, 3, 4, 6 and 8 buttons
- Audio panel with integral keypad; 1, 2, 3, 4 and 6 buttons

Bellini Panel Dimensions (mm) panels up to 3 buttons are single push buttons, panels shown are double push buttons.

AUDIO				VIDEO				KEYPAD			
CODE	Height	Width	Depth	CODE	Height	Width	Depth	CODE	Height	Width	Depth
BLP1	185	100	35	BLVP1	260	100	35	BLP106-1	285	100	35
BLP2	210	100	35	BLVP2	285	100	35	BLP106-2	310	100	35
BLP3	235	100	35	BLVP3	310	100	35	BLP106-3	335	100	35
BLP4	210	100	35	BLVP4	285	100	35	BLP106-4	310	100	35
BLP6	235	100	35	BLVP6	310	100	35	BLP106-6	335	100	35
BLP8	260	100	35	BLVP8	335	100	35				
BLP10	285	100	35								
BLP12	310	100	35								



# SPA range

## Standard panel aluminium

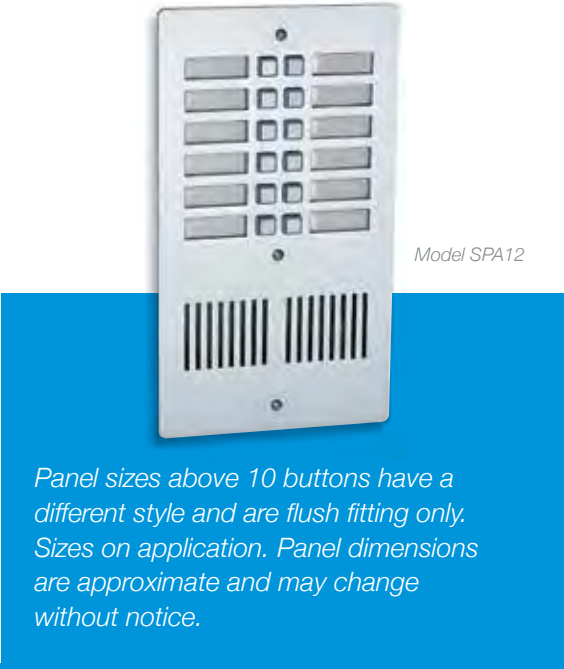


The SPA panels are supplied in the model 900 series door entry systems and are a popular choice due to their high durability, resistance to corrosion and low cost.

These panels offer a contemporary and attractive style. The panels up to 10 buttons are manufactured from 3mm brushed anodised aluminium with an integral grill that protects the speech unit and complements the surface back box. The grill has fixings on the rear to firmly secure the speech unit.

As standard, the panels are supplied with a low-profile surface mounting box moulded in black to complement the push-buttons. Alternatively, the panels can be supplied with a flush fitting zintec back box and vandal resistant bolts.

A single push-button with integral nameplate is provided for each station including an optional Tradesman's button. This push-button has a versatile design whereby pressure from any part of the nameplate will initiate a call. The nameplate can easily be removed from the front for replacement or amendment of the name or number on the paper insert (included with each button). Optional backlighting can be achieved by fitting a model SPA-LAMP lamp unit to each push-button.



Panel sizes above 10 buttons have a different style and are flush fitting only. Sizes on application. Panel dimensions are approximate and may change without notice.

### Panels above 10 buttons

These panels are manufactured from 4mm brushed anodised aluminium and are available in even numbers and for flush-fitting only. A single push-button is provided for each station including an optional Tradesman's button. A nameplate is positioned adjacent to the push buttons. Optional backlighting can be achieved by fitting festoon lamp units to the back-box; specify model 37 holder and model 36 bulb.

The back box is manufactured from Zintec, a coated steel material that prevents tarnishing and rusting. The panel is attached to the back box by means of vandal resistant bolts.



SPA Door Entry Panel Dimensions SPA1 to SPA10 and SPA1F to SPA10F									
CODE	FLUSH PANEL (F)					SURFACE PANEL			
	Panel (mm)		Backbox (mm)			Backbox (mm)			
	Height	Width	Height	Width	Depth	Height	Width	Depth	
SPA1	170	83	159	73	35	190	102	38	
SPA2	230	83	219	73	35	248	100	43	
SPA3	270	83	259	73	35	288	100	43	
SPA4	270	83	259	73	35	288	100	43	
SPA5	370	83	359	73	35	388	100	43	
SPA6	370	83	359	73	35	388	100	43	
SPA7	370	83	359	73	35	388	100	43	
SPA8	470	83	459	73	35	488	100	43	
SPA9	470	83	459	73	35	488	100	43	
SPA10	470	83	459	73	35	488	100	43	

### Ordering information

Order a model SPA n, where n is the number of push-buttons required e.g. a nine button unit would be a model SPA9. (Please include an extra push-button should a Tradesmen/Services button be required).

All panels up to 10 buttons require a model 61 speech unit. Panels above 10 buttons require a model 51 speech unit.



# VRP and LCP range

## Vandal resistant and laser cut panels



Model VRP1



Model VRP4



Model VRP9-S

**In vulnerable areas the entrance panel may be subject to vandalism. This is more common with local authority and public housing. Although it is impossible to withstand extreme acts of vandalism, our VRP panels are designed to resist all but the most determined of vandals. The LCP panel offers even greater protection than the VRP panels and will resist most attacks of vandalism.**

Manufactured from 2.5mm 316 marine grade\* stainless steel or optionally in solid brass the VRP panels are supplied for flush mounting with a zintec back-box or optionally for surface fitting with a stainless steel cowling. The panel is fixed to its back-box with tamper proof bolts (a special 1/4" hex bit is supplied).

A single stainless steel vandal resistant push-button (or brass button for brass panel) is provided for each station and optionally for Trades. These buttons are individually attached by means of a nut on the rear of the panel.

For each push-button a number or letter can be engraved on the panel for permanent identification. The engraving of flat numbers is included in the price but any further engraving, e.g. building names or instructions will incur a modest surcharge.

Although we generally supply panels to fit standard back boxes, they can be manufactured to custom dimensions; prices for this can be obtained on application.

### Custom layouts can include;

- Custom engraving with numbers and text
- Trades facility
- Cut out for CCD camera
- Cut out for Proximity readers with stud fixings
- Keypads for access control

Since there are many variations with vandal panels an illustrative and dimensioned drawing is provided for approval prior to manufacture.

### LCP Laser Cut Panels

The LCP panel offers even greater protection than the VRP panels and will resist most attacks of vandalism. The front-plate consists of an overlapping bezel and a removable plate cut by a laser from the same sheet of 2.5mm 316 marine grade stainless steel. This leaves a gap of just 0.3mm rejecting implements that could be used to force the panel from its box. The bezel is permanently secured to the back-box providing an extremely strong fixing to the wall. The removable plate is fixed to the bezel and back box with countersunk A2 stainless steel security bolts requiring the use of a specialist tool for their removal (supplied).

Vandal resistant push-buttons are included which are individually attached by means of a back nut on the rear of the panel. For each push-button a number or letter can be engraved on the panel for permanent identification. The engraving of flat numbers is included in the price but any further engraving can be included for a modest surcharge.

### Ordering information

Order a model VRP *n* or LCP *n*, where *n* is the number of push-buttons required. e.g. a four button unit would be a model VRP4. (Please include an extra push-button should a Tradesmen/Services button be required.) For surface panels add -S to the order code e.g. VRP4-S

### All panels require a model 61 speech unit

*\*Despite using the highest quality of 316 marine grade stainless steel, panels can still be prone to tarnishing in some coastal locations or in areas of industrial pollution. If in doubt about the suitability of these panels in your area please contact us for advice.*



Model VRP6-WIN

Model VRP5  
with extra engraving

Model LCP7









# Bellagio

## Digital door entry panels



Surface



Flush



Surface with proximity



### Bellagio Audio Panels

#### BGP-AUDIO

Audio surface mounting

#### BGP-AUDIO-F

Audio flush mounting

#### BGP-AUDIO/PR

Audio surface mounting with proximity reader cut-out

#### BGP-AUDIO-F/PR

Audio flush mounting with proximity reader cut-out

### Compatibility

#### Video panels

*Monitors:*

Tabellet monitor (TB), bellissimo video telephone (BS), bellfree monitor (BF) and XL5-BS audio telephone

*Controllers:*

BFD-DIG panel controller and BSC4 distributors

#### Audio panels

*Telephones:*

801, XL5-LX and XL5-PS telephones

*Controllers:*

BFD-DIG panel controller and DBA-8Z and DBA-4I zonal and full isolation distributors

*Bellagio Digital Panel Dimensions (mm):*

#### Flush

Flange H 429 x W 170

Back-box H 399 x W 140 x D 35

#### Surface

H 399 x W 140 x D 40



### Bellagio Video Panels

#### BGP-VIDEO

Video surface mounting

#### BGP-VIDEO-F

Video flush mounting

#### BGP-VIDEO/PR

Video surface mounting with proximity reader cut-out

#### BGP-VIDEO-F/PR

Video flush mounting with proximity reader cut-out



Flush

The bellagio digital panel is primarily designed for large apartment blocks and this stylish but robust digital door entry panel is ideal for new build modern apartment blocks.

#### The standard bellagio panel features

- The panel is manufactured in fine-grained 2.5mm marine grade stainless steel with advanced weather protection for unprotected external locations
- Powder coated aluminium surface or flush enclosure
- High visibility blue TFT display with clear, user-friendly messages and prompts
- Large illuminated vandal resistant keypad
- Colour CMOS camera with infra-red illumination on video panels
- Coded access functions
- Concierge/Porter/receptionist dedicated call button
- DDA Compliant
- Generally requires standard CAT5 cabling

#### Programmable Features

- Four digit access code
- Ring time
- Speech time
- Lock open duration
- Fail-secure or fail-safe lock output
- Choice of concierge or reception identification

#### Optional Features

- Zonal or full telephone isolation
- Trades facility with time-clock
- Battery backup
- Extension tones and flashing beacons
- Firemen switches
- Vehicle and pedestrian gate integration



# Vandal resistant

## Digital door entry panels

The vandal resistant digital panels and systems are designed for large apartment blocks in the public housing sector when robust and reliable systems are required and the serviceability of parts are of prime importance.

These vandal resistant panels and systems feature;

- Marine grade 2.5mm brushed stainless steel panels
- Vandal resistant IP67 rated stainless steel push-buttons
- Large 4-digit LED display with informative message
- Alpha-numeric numbering e.g. 21A, A21
- Ring and lock reassurance tones
- 4-digit coded access facility
- Dedicated Porter/reception button
- Trades facility with optional time-clock
- Choice of telephone isolation
- Option for additional engraving
- Option for Vehicle and Pedestrian gate integration
- Generally requires standard CAT5 cabling



Model BFP-DIG/VR-A



Model BFP-DIG/VR



Model BFP-DIG/VRS + PROXIMITY

Panels can include the option of a cut-out for a panel mount proximity reader (PROX-CO) and hi-visibility halo rings on the push-buttons for DDA compliance (HALO).



### Audio Digital Panels

#### BFP-DIG/VR-A

VR audio digital panel for flush mounting

#### BFP-DIG/VRS-A

VR audio digital panel for surface mounting

#### BFP-DIG/LCP-A

VR audio digital panel with 'laser-cut' flange for flush mounting



### Video Digital Panels

#### BFP-DIG/VR

VR video digital panel for flush mounting

#### BFP-DIG/VRS

VR video digital panel for surface mounting

#### BFP-DIG/LCP

VR video digital panel with 'laser-cut' flange for flush mounting



BFP-DIG/VR+A+Proximity

### Compatibility

#### Video panels

Monitors:

Tabellet monitor (TB), bellissimo video telephone (BS), bellfree monitor (BF) and XL5-BS audio telephone

Controllers:

BFD-DIG panel controller and BSC4 distributor

#### Audio panels

Telephones:

801 and XL5-LX telephones

Controllers:

BFD-DIG panel controller and DBA-8Z and DBA-4I zonal and full isolation distributors

BFP Vandal Resistant Digital Panel

Dimensions (mm):

Panel H 444 x W 180

Back-Box H 416 x W 152 x D 35



# Bellini

## Door entry systems

**The bellini systems are designed for installations at low-rise apartment blocks and are an ideal choice for the private building sector. The range includes audio, audio with keypad and video systems.**

The surface mounted panels are manufactured from anodised aluminium with a contemporary design and profile. The panels have curved black trims which contrast the distinctive chromed push buttons and speech grill. The front panels are hinged from the back box to assist their installation. Optional nameplate illumination is available with the model BLP-LAMP lighting module.

An optional tradesmen facility is available on all but the largest system size in each version.

### Audio



**Model BL2**  
2 way audio system

### Combined with keypad



**Model BL106-3**  
3 way combined system

### Bellini audio systems (1 – 12 stations)

*Each audio system includes;*

- Bellini audio panel
- Model 801 telephones
- Model 61 speech unit
- 12V AC power supply

Panel sizes include 1, 2, and 3 with single buttons and, 4, 6, 8, 10, and 12 with double buttons. A fail-secure lock output is available and the model 210 lock release is recommended.

### Bellini combined audio and coded access systems (1 – 6 stations)

A complementary chromed model C106 keypad with LED indicators is included for coded access functions. The C106 keypad may be programmed with up to 10 unique access codes and has many programmed functions including lock duration, lock delay and timed restrictions.

### *Each combined system includes;*

- Bellini audio panel with keypad
- Model 801 white telephones
- Model 61 speech unit
- 12V DC power supply

Panel sizes include 1, 2, and 3 with single buttons and, 4 and 6 with double buttons. A fail-secure and a fail-safe lock output are available and the model 210 (fail-secure) or the model 206 (fail-safe) lock release is recommended.

### Video



**Model BLV2**  
2 way video system

### Bellini colour video systems

A protected 'day-night' colour CCD camera with infra-red lamps is mounted in the panel for connection to the video telephone giving a great colour picture of the visitor during the day and automatically reverting to black and white at night to ensure a clear picture.

### *Each video system includes;*

- Bellini video panel with camera
- Model BS bellissimo video telephones
- BSD panel controller
- BSC4 video telephone controllers
- 12V DC power supply

Panel sizes include 1, 2, and 3 with single buttons and, 4, 6 and 8 with double buttons. A fail-secure and a fail-safe lock output are available and the model 210 (fail-secure) or the model 206 (fail-safe) lock release is recommended.



### Ordering information

#### Audio systems

Order a model BL *n*, where *n* is the number of stations required e.g. a four station video system is a model BL4. For a tradesmen entry facility add the code TRBL.

#### Combined Audio & Keypad systems

Order a model BL106- *n*, where *n* is the number of stations required e.g. a four station video system is a model BL106-4. For a tradesmen entry facility add the code TRBL.

#### Video systems

Order a model BLV *n*, where *n* is the number of stations required e.g. a four station video system is a model BLV4. For a tradesmen entry facility add the code TRBLV.

Optional nameplate illumination is available with the model BLP-LAMP lighting module.

Please note that bellini systems do not include a lock release mechanism.



# 900 series

## Audio door entry systems

**The 900 Series audio door entry systems are recognised for their high quality and competitive pricing and are widely accepted as the industry standard.**

Each system provides all of the components necessary to install a complete audio door entry system; including a surface lock release as standard. The packaging of these complete systems allows for ease of specifying, tendering, distribution and installation.

These systems are available from a one way (model 901) up to any size.

**Each 900 series system comprises of;**

- Model 801 telephone, one for each station
- Model SPA front door panel
- Model 61 speech unit (model 51 above 10 ways)
- Model 203 surface lock release
- Model 212 12V AC PSU (model 225 above 10 stations)
- Full wiring and installation instructions



**Model 901**  
1 way system



**Model 902**  
2 way system



**Model 904**  
4 way system



**Model 906**  
6 way system



The SPA panels supplied in the 900 kits are a popular choice due to their high durability, resistance to corrosion and low cost. These panels are designed with an attractive and contemporary style and are available surface or flush up to 10 ways. The larger panels are of a more classic style and are available flush fitting only.

The model 801 telephone is included as standard in each system. The telephone is

manufactured in white high-impact ABS plastic that imparts high durability and complements most wall furnishings.

With its wide handset the model 801 is especially recommended for the elderly. It incorporates a 'lock release' push-button discreetly positioned on the base, and under the handset, to prevent inadvertent use. The Electronic Ringing Tone has a useful safety feature wherein the tone is reduced when the handset is 'off the hook'.

### Ordering Information

Order a model 901 for a complete single station system. For multi-way systems order a model 900 + n, where n is the number of stations, e.g. a model 914 is a complete 14 station system. (For systems above 20 stations please append the code P for inclusion of privacy telephones).

For tradesmen entry facility, simply add TR900 to any given system, e.g. a six station system with trades facility is a model 906 + TR900 (A model TS2000-BST time clock is included).



# VRK series

## Vandal resistant door entry systems

**The VRK Vandal Resistant Door Entry Systems have been devised for buildings that may be prone to external vandalism.**

Each system provides all of the components necessary to install a complete audio door entry system; including a surface lock release as standard. The packaging of these complete systems allows for ease of specifying, tendering, distribution and installation.

The system can have a range of options including; surface mounting panels, extra engraving and a tradesmen entry facility. These systems are available from a one way (model VRK1) up to any size.

### **Each VRK series system comprises of;**

- Model 801 telephone, one for each station
- Model VRP front door panel
- Model 61 speech unit
- Model 203 surface lock release
- Model 212 12V AC PSU (model 225 above 10 stations)
- Full wiring and installation instructions

The model VRP panels are manufactured from 2.5mm 316 marine grade\* stainless steel. All panels are flush mounted and fixed to the back-box by tamper proof bolts (a special key is required to remove the panel). A vandal resistant button is provided for each flat and optionally one for Tradesmen.

Each panel is custom engraved to client's specifications using the Panel Designer software, which creates a dimensioned drawing of the panel for customer approval prior to manufacture. The engraving of flat numbers is included in the price of each system. Further engraving (e.g. Block names) can be included for a modest surcharge.

The model 801 telephones are included as standard for systems up to 20 stations and the model 801P with privacy function for larger systems. The telephone is manufactured in white high-impact ABS plastic which imparts high durability and complements most wall furnishings. With its wide handset the model 801 is especially recommended for the elderly.

The Electronic Ringing Tone has a useful safety feature wherein the tone is reduced when the handset is 'off the hook'.

### **Ordering Information**

Order a model VRK1 for a complete single station system. For multi-way systems order a model VRK n, where n is the number of stations. e.g. a

model VRK14 is a complete 14 station system. For surface systems add -S to the order code e.g. VRK14-S.

For tradesmen entry facility, simply add TRVRK to any given system e.g. a six station system with trades facility is a model VRK6 + TRVRK (A model TS2000-BST time clock is included).

*\*Despite using the highest quality of 316 marine grade stainless steel panels can still be prone to tarnishing in some coastal locations or in areas of industrial pollution. If in doubt about the suitability of these panels in your area please contact us for advice.*



**Model VRK1**  
1 way system



**Model VRK3**  
3 way system (with logo)



**Model VRK4 + TRVRK**  
4 way system with trade facility  
(with extra engraving)



**Model VRK8-S + TRVRK**  
8 way surface system with trade facility





# Belltone

## Door entry telephone interface



Model BL1

**The BT1 Telephone interface offers the convenience of operating a door entry system from an existing BT style telephone without interfering with its normal usage. Most domestic tone-dialling telephones are compatible with the BT1 including cordless DECT telephones which are of great benefit to those people with limited mobility.**

In addition to conversing with a caller at the front door panel the resident may allow them access by operating the lock release directly from their telephone.



### Operation

The BT1 interface appears transparent to the phone line, even if the BT1 is not powered. When a call is made from the entrance panel the telephone will ring for a maximum of 30 seconds. When the telephone is picked up the resident can converse with the visitor and operate the lock release by pressing '1' on the telephone to allow access. Should an external telephone call be received during this operation the resident has the ability to switch between both calls. Please note that the BT1 has no caller ID.

### BT1 Interface Unit

The interface is housed in a discreet ABS plastic enclosure which is designed for wall mounting in any indoor location, preferably next to the telephone line and a power point.

*Dimensions (mm):*  
H 230 x W 190 x D 45

### Model BT901

Complete BT system with SPA panel

For a standard domestic application we offer a complete system that includes all the necessary parts to complete an installation.

- Model BT1 interface unit
- Model SPA1 one button surface panel
- Model 61 speech unit
- Model 340C 12V DC power supply
- Model 203 surface lock release



### Model BTBL1

Complete BT system with bellini panel

As an alternative for a domestic application we offer a complete bellini system that includes all the necessary parts.

- Model BT1 interface unit
- Model BLP1 one button surface bellini panel
- Model 61 speech unit
- Model 340C 12V DC power supply
- Model 203 surface lock release



### Model BTVRK1

Complete BT system with VRP panel

For external areas that may be prone to vandalism we offer a complete VR system that includes all the necessary parts.

- Model BT1 interface unit
- Model VRP1 one button flush panel (surface optional)
- Model 61 speech unit
- Model 340C 12V DC power supply
- Model 203 surface lock release



### Model BTDDA1

Complete BT system with DDA panel

For an installation that requires attention to DDA regulations we offer a complete system that includes all the necessary parts.

- Model BT1 interface unit
- Model DDAP1/VR one button flush DDA panel (surface optional)
- Model 61 speech unit
- Model 340C 12V DC power supply
- Model 203 surface lock release





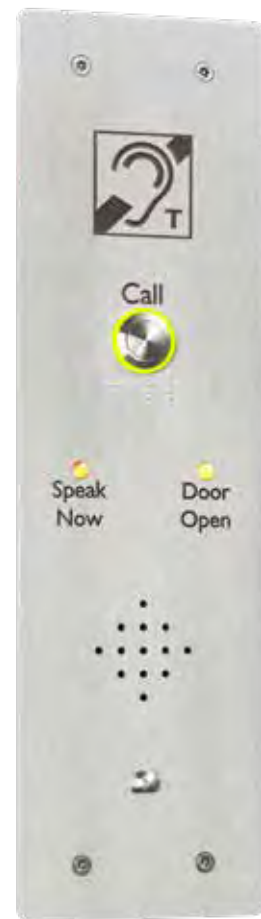
# DDA door entry systems

## DDA-disability discrimination act

**These door entry panels and systems are designed to meet the requirements of the Disability Discrimination Act (DDA). This Act requires service providers and landlords to consider making reasonable adjustments to the physical features of their premises to overcome physical barriers to access.**

The Bell DDA panels have been designed to address the varying interpretations and compliance with the legislation with regards to door entry systems.

All panels are manufactured in 2.5mm 316 marine grade stainless steel and can be flush or surface mounted.



**Each panel has one or more of the following;**

### For the partially sighted

Each vandal resistant push button has a 'high-visibility' halo ring.

### For the deaf or 'hard of hearing'

Each panel includes two bright indicator lights; one permanently engraved with 'Speak Now' for when a call has been answered, and the other engraved 'Door Open' for when the resident has triggered the lock release.

### For wheelchair users

Panels with an extended length can be used that facilitates operation from both able-bodied and wheelchair users at different heights; the one station panel includes two high-visibility 'halo' buttons.

Options;




### Panel Inductive Loop

Many door entry specifications now require the inclusion of an inductive loop facility on the door panel for benefit of hearing-aid users. The model PANEL-IDL can be included on any of our vandal resistant panels. The weather resistant module is permanently fixed to the rear of the panel with the front being engraved with the internationally recognised symbol.



### Illuminated push-buttons

These vandal resistant stainless steel push buttons are offered as an alternative to the standard high-visibility 'halo' buttons. They are permanently lit with a bright green ring to aid partially sighted visitors.



### Braille

In addition to the two styles of push button some building specifiers request additional characters in Braille. Braille can be included on any of our vandal resistant style panels with permanent raised steel 'pin-heads'. Any Braille character can be used including numbers and text.

### Resident or Employee facilities

Added options include; a panel-mount proximity reader for resident or employee access, keypad for resident access, a CCD camera for connection to a video telephone and Tradesmen facilities.

## 1. Standard DDA systems - model DDA/VR

These are general DDA door entry systems that include;

- DDA panel with 'halo' buttons and indicator lights
- Integral speech unit
- 12V DC power supply
- Model 801 standard wall-mounting telephones
- Model 203 fail-secure lock release

### Ordering information

Order using model DDA-n/VR where n is the number of stations for systems with a flush panel or model DDA-n/VRS for systems with a surface panel. e.g. DDA-1/VR is a complete 1 station flush system and DDA-4/VRS is a 4 station surface system (for tradesmen facility, add the code TRDDA)



**Model DDA1/VR**  
1 way audio system

## 2. Video DDA door entry systems - model DDA-BS/VR

These are general DDA door video entry systems that include;

- DDA panel with CCD camera and infra-red lamps and indicator lights
- Integral speech unit
- 12V DC power supply
- Model BS bellissimo standard wall-mounting video telephones
- Panel and telephone controllers
- Model 203 fail-secure lock release

### Ordering information

Order using model DDA-BSn/VR where n is the number of stations e.g. DDA-BS1/VR is a complete 1 station video system and DDA-BS4/VR is a 4 station system (for tradesmen facility, add the code TRDDA)



**Model DDABS1/VR**  
1 way video system



# Bellissimo

## Colour video door entry systems

**The bellissimo video door entry system is a versatile security product for controlling access to residential homes, blocks of flats and commercial premises. The video telephone allows the resident to view a caller at the entrance, speak with them and control their access.**

The contemporary and stylistic bellissimo video telephone has a slim and curvaceous profile complementing most wall furnishings.

The 'soft-touch' silicone rubber push buttons are backlit and have clear operating symbols. The telephone is wall-mounted directly without additional mounting brackets or connectors.

### System features

- System generally connected with standard CAT5 cables
- No need for separate co-axial cable
- 3.5" flat screen high resolution LCD colour display
- Ringer mute function and volume control
- High resolution CCD colour day/night camera with infrared lamps
- Timed outputs for fail-safe and fail-secure lock release devices
- Optional Tradesmen facility
- One videophone per call button and up to three extension videophones (more with additional power supplies)
- The model BS bellissimo video telephone can be connected to a conventional or digital panel
- Multiple entrances can be supported with the addition of one panel and one door controller for each entrance



### Video telephone controller model BSC4

The model BSC4 interfaces up to 4 video telephones on to the CAT5 distribution and provides line isolation. Each telephone has its own designated port with removable terminal blocks for ease of installation.

### Door Panel Controllers

Each panel on a system requires a controller for connection to the CAT 5 network and this provides all inputs and outputs to the panel including lock output, exit, door monitor etc.;

**BSD1** - 1 button panels.

**BSD8** - 2 to eight button panels.

**BSD72** - 9 to 72 button panels.

**BFD-DIG** - digital panels.

### Model CAMBS-C camera unit

The CAMBS is a solid state day/night colour CCD camera housed in the BSP panel and protected by high- impact strength lexan window. The camera includes high intensity infra-red lamps for illumination of the caller at night.



# Bellissimo

## Colour video door entry systems

*Each standard BS packaged system provides all of the components necessary to install a complete video door entry system.*

**Model BS1**  
1 way system

**A standard multiway BS system comprises of:**

- Model BS bellissimo video telephones
- Model BSC4 telephone controller (one for every 4 telephones)
- Model BSP front door panel and relevant BSD panel controller
- Model CAMBS-C CCD colour camera with infrared lamps
- Model 61 speech unit
- Model PS4 12V DC power supplies
- Model 203 surface lock release
- Full wiring and installation manual

**Model BLV2**  
2 way bellini system

**Ordering information**

Order a model BS1 for a complete single station system. For multistation systems order a model BS n, where n is the number of stations e.g. a model BS8 is a complete 8 station system. For tradesmen facility add the code TRBS (a model TS2000-BST time clock is included).

**Please request a copy of the installation and operation manual prior to installation to ascertain full cable specification**

**Model BS4/VR**  
4 way system

**Combined Video and Keypad (CS-BSP)**

A stainless steel keypad is included on these panels for resident access. The panels are supplied for flush-fitting and with the option for surface mounting. The keypad is connected to the model 200 controller as outlined in the 'bellcode' section.

**Combined Video and Proximity (CSP series)**

A panel-mount proximity reader is included on these panels for resident's access. The panels are supplied for flush-fitting and with the option for surface mounting. The features of the compact proximity reader are outlined in the 'combined door entry and proximity' section.

**DDA compliant (DDA-BSP)**

The DDA panels as outlined in 'DDA door entry systems' can also be used for video door entry systems.

**Vandal Resistant (BSP/VR)**

Manufactured in 2.5mm marine grade 316 stainless steel these panels are supplied as standard on panels with over 8 buttons but can also be manufactured for smaller systems if required. All panels are supplied for flush fitting but can optionally be supplied for surface mounting. These panels have the same specification as the standard VRP panels.

**Standard Aluminium (BSP)**

These aluminium panels are supplied as standard in the BS1 – BS8 systems for surface fitting and are of the same specification as the SPA series of audio panels. A flush-fitting back-box is available on request.



# BSX

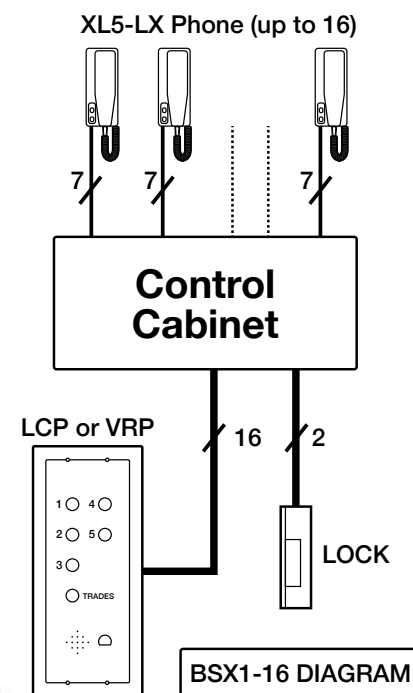
## Isolating exchange door entry systems

**The BSX and DAX door entry systems are designed to overcome a common problem experienced in local authority and public housing where door entry systems are subject to vandalism from visitors and tenants.**

These systems operate on the Line Isolation principle which has two advantages over common-wired systems:

- Any malicious damage sustained to an individual telephone or its associated cable will not affect the operation of the rest of the system
- The telephone conversation between the tenant and the caller is totally private

Each system includes Tradesmen/Service entry, a battery standby facility and timed lock output (fail-safe and fail-secure) as standard. The central exchange unit with diagnostic LED's simplifies maintenance and any part is easily exchanged with readily available spares.



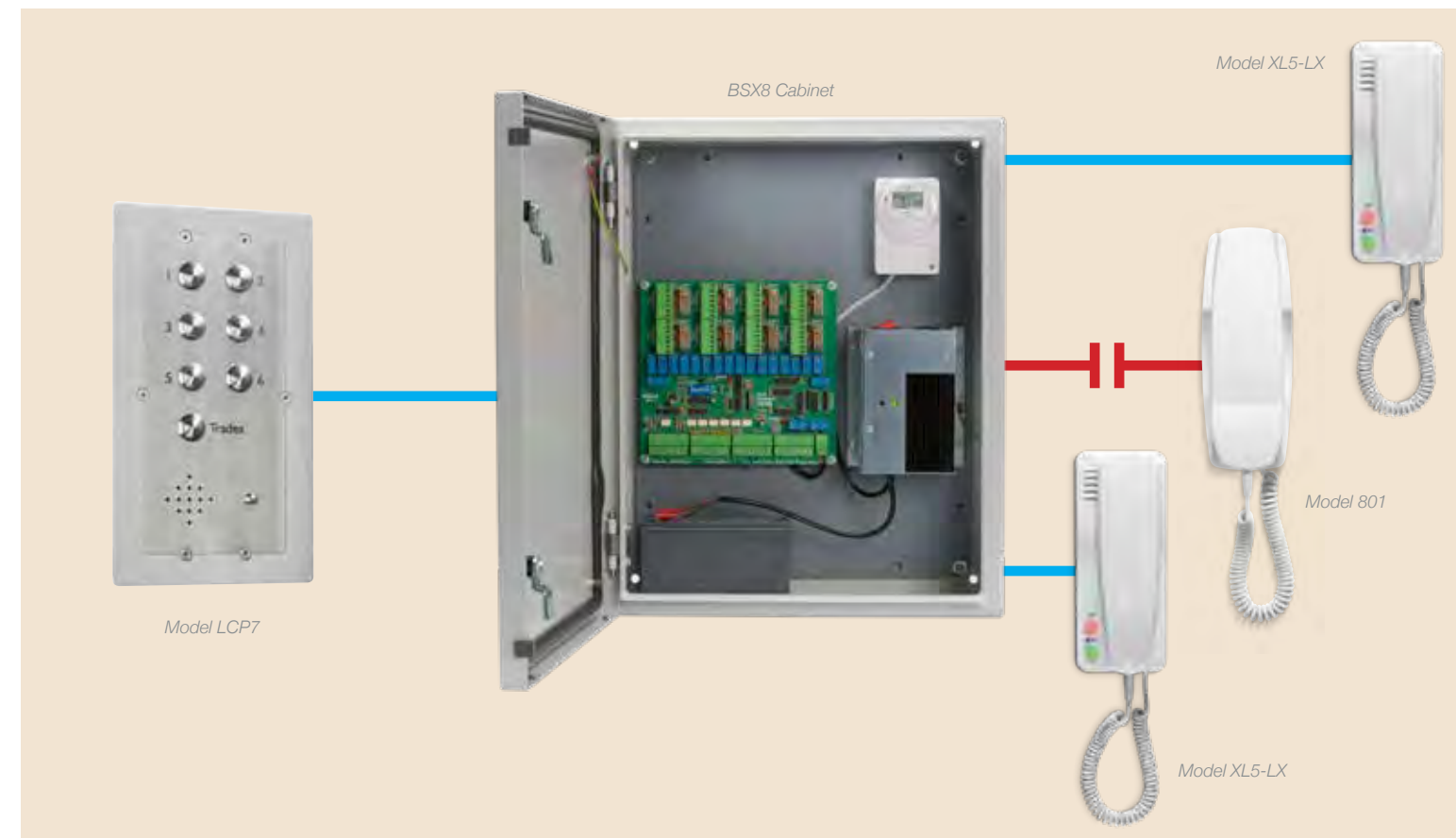
### The BSX control unit

The BSX control equipment is housed in a secure lockable steel IP55 rated cabinet and can include the following:

- Isolating fused PCB removable connectors for the telephones
- A control PCB for each entrance providing timed output for door releases (fail-safe and fail-secure), output tones and inputs for trades buttons
- A model TS2000-BST 7 day quartz reserve time clock for trades access
- Regulated PSU with isolation switch
- A 12V 7A/H battery when battery standby is specified
- Optional access control e.g. Proximity controllers
- Adjustable lock, ring and talk times

### Four BSX Control units are available;

BSX8 8 station single door.  
BSX8-2 8 station two door.  
BSX16 16 station single door.  
BSX16-2 16 station two door.



### Telephones

Any of our standard telephones may be used with the BSX exchange. Each telephone connected to the BSX control will have 'privacy of speech' due to the line isolation. To achieve full 'line-isolation', the telephones must be individually cabled directly to the control unit. The standard model 801 telephones can be used for economy but the model XL5-LX is highly recommended due to its added functions.

Telephones must be rung and answered before the lock can be released. A stuck unlocked button is ignored.

### Front door panels

The model VRP and model LCP panels are recommended for use with the BSX system due to their resistance to vandalism.

### Reassurance tone

A reassurance to the visitor that a call has been made and to indicate when the lock release has been operated.

### Tradesmen facility

The facility for a time-restricted entry for tradesmen is included on the BSX control. The operation of the Trades push-button will only trigger the door release when the time clock within the BSX control is set to an ON period.

### Electric lock release

The BSX control provides outputs for both fail-secure and fail-safe lock releases (including magnetic locks).



# DAX

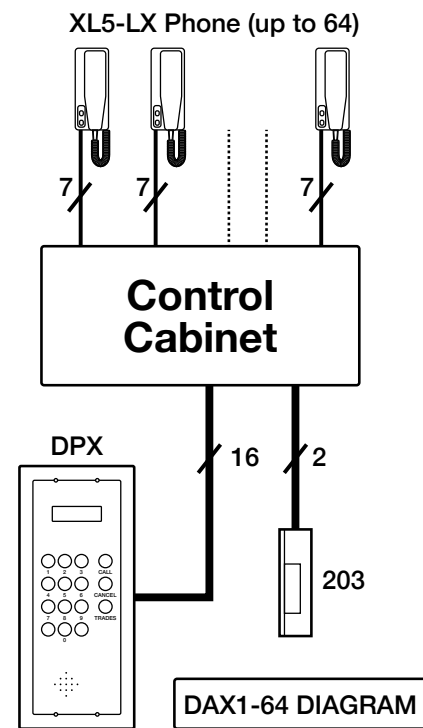
## DAX digital isolating exchange door entry systems

The DAX digital system operates on the Line Isolation principle which has two advantages over common-wired systems;

- Any malicious damage sustained to an individual telephone or its associated cable will not affect the operation of the rest of the system
- The telephone conversation between the tenant and the caller is totally private

### System features;

- Up to 256 flats
- Up to 4 entrances
- Large LED dot matrix display
- 4 digit alpha-numeric flat numbers
- 4 digit coded access facility
- Trades facility
- Porter facility (optional)
- Standby battery backup
- Outputs for fail-safe and fail-secure releases




### Model DAX exchange control

All the control equipment is installed in one or more IP55 rated secure lockable steel cabinets. Each control contains one or more of the following components;

- All necessary control equipment
- 8 way Relay PCB's for connection of telephones

- Model TS2000-BST 7 day quartz reserve Time Clock for trades access
- 12V DC 5A power supply with standby facility
- Optional 12V 7A/H lead-acid battery

The control has LED diagnostics and Test modes for commissioning and maintenance purposes.



### Model DPX-LED Front Door Panel

The front-plate consists of an overlapping bezel and a removable plate cut by a laser from the same sheet of 2.5mm 316 marine grade stainless steel. This leaves a gap of just 0.35mm rejecting implements that could be used to force the panel from its box. The bezel is permanently secured to the back-box of 1.5mm 316 grade stainless steel. This provides an extremely strong fixing to the wall. The removable plate is fixed to the bezel and back box with countersunk A2 stainless steel security bolts requiring the use of a specialist tool for their removal (supplied).

The LED dot matrix display module offers excellent visibility with large red characters. A transparent LEXAN window gives maximum protection from vandals. Stainless steel vandal resistant push-buttons are used throughout. Clear operating instructions are engraved on the panel in black.

For economy, the standard Model DPX-VR can also be considered. Options can include cutouts for a Video camera and Proximity.

### Telephones

Any of our standard telephones may be used with the DAX exchange. Each telephone connected to the DAX control will have 'privacy of speech' due to the line isolation. To achieve full isolation, each telephone station must be individually and directly cabled to the DAX control. However, the system is able to operate in partial isolation mode commonly referred to as 'zone isolation' for more economic cable installation. The standard model 801 telephones can be used for economy but the model XL5-LX is highly recommended due to its added functions.



# CSP


## Combined door entry and proximity systems

**It is common for a door entry telephone system to be combined with a proximity access system to allow free access for residents, tenants and staff. The inclusion of a compact standalone proximity reader on the entrance panel allows authorised personnel entry to the building by means of a key-fob. Visitors' access is controlled by the telephone entry system.**

The proximity access system is the ideal solution in situations where no central programming or reporting is required.

### A CSP audio system comprises of;

- Model 801 telephone(s)
- Aluminium or stainless steel door panel with a PAX1 proximity reader
- Model 61 speech unit
- 12V DC power supply
- Model 203 surface lock release
- Starter fob pack
- Full installation and programming instructions



PAX1 reader



### Key-fob Packs

A shadow card system is used for management and the standard fob packs are supplied with a wallet for secure storage of the shadow cards. Fobs are added to the reader by presenting an 'Enrolment card' and further configuration is achieved with the other specific function cards.

### Standard Fob packs

These packs can be ordered in any combination for the required number of fob users on any particular system;

820-010G	10 fob pack
820-025G	25 fob pack
820-050G	50 fob pack
820-100G	100 fob pack



### Starter Fob Pack

Each CSP system includes a starter fob pack consisting of;

- Three user fobs and their shadow cards
- Enrolment card
- Fail-open release card



### CSP Packaged Systems

These systems are conveniently packaged with all the necessary components to complete an installation including a Starter Fob Pack. Additional packs of fobs can be purchased for the required number of users.

Standard CSP systems are available up to 7 stations with either an aluminium surface panel or with a vandal resistant panel e.g. CSP-1 for a standard one way system or CSP-1/VR or CSP-1/VRS for a vandal resistant system flush or surface system.

All other Bell System panels and systems including Vandal Resistant of any size, digital and video systems can include the PAX1 reader for the proximity access feature.

For any system order the required fob packs and add the following codes;

- PROX-CO proximity reader cut-out
- PAX1 panel mount proximity reader

### Model CSP1

1 way system



### Model CSP6/VRS

6 way system



Model PAX-2



Model PAX-2-S

### Standalone Readers and Single-Door Kits

#### PAX-2

Flush mounting PAX1 reader fitted on a stainless steel single gang plate with flush fitting back-box.

#### PROX-KIT

A single door proximity system complete with flush fitting reader.

*Kit includes*

- PAX-2 flush mounting reader
- 12V DC power supply
- Model 203 surface lock release
- Starter fob pack

#### PAX-2-S

Surface mounting PAX1 reader fitted in a stainless steel enclosure.

#### PROX-KIT-S

A single door proximity system complete with surface fitting reader.

*Kit includes*

- PAX-2-S surface mounting reader
- 12V DC power supply
- Model 203 surface lock release
- Starter fob pack



# Bellcode

## Coded access systems

**These bellcode access control systems are high quality versatile security product controlling access through doors by means of a digital keypad and electric lock release. The use of a separate controller ensures that no amount of tampering with the keypad will undermine the system’s security. For convenience the system is programmed from the keypad and offers a wide range of useful functions.**

The secure model 200 controller may be programmed with up to ten unique codes. If a valid code is entered on the keypad, the lock release will operate for a preset duration. The controller may be programmed to operate an audible alarm under various circumstances and disable, the lock output if necessary. The access codes and other programmable parameters are retained indefinitely without power.

The keypads have a green and red LED to indicate the system status to the user; the green indicates that the lock release is operating, whilst the red LED indicates an invalid entry or alarm condition.

### The model 200 Controller

Programming is easily achieved by entering a ‘security code’ and then a sequence of simple codes at the keypad.

#### The main features are;

- Ten access codes (programmable from 1 to 8 digits)
- Timed lock outputs for fail-secure and fail-safe lock releases
- All functions are stored in a protected non-volatile ‘EEPROM’ memory  
The access codes and other programmable parameters are retained indefinitely without power
- Provisions for a ‘push to exit’ egress switch input
- Space for an extra model 201 control PCB for second door and keypad
- Additional programming functions include;
  - Lock duration (1 - 99 seconds)
  - Lock delay time (0 - 99 seconds)
  - Alarm duration (1 - 99 seconds)
  - Key limit (0 - 99 keystrokes)
  - Code entry time limit (0 - 99 seconds)
  - Duress access mode

Dimensions (mm): H 230 x W 185 x D 45



Model 216 keypad



Model 217 keypad

### Model 218 bellcode keypad

The bellcode 218 keypad is a slim-line touch sensitive keypad with no moving parts (uses Piezo technology) designed for operation in all environments. It is manufactured in aluminium and anodised for complete weather protection. The electronics are potted making the keypad waterproof and rated at IP68. Each push-button is clearly defined and a re-assurance tone is available to indicate a positive key-stroke. A green and a red LED are included to indicate operational status.

Dimensions (mm):  
H 103mm x W 66mm x D 20mm

### Model 216 stainless steel keypad

The keypad and push-buttons are manufactured in a high grade 316 stainless steel and is ideal for sheltered external locations. The backbox is a robust alloy casting which is aluchromed and then powder coated for maximum protection.

The keypad is fixed to the box with Allen type security bolts. It is recommended for most sheltered environments. A green and a red LED are included to indicate operational status.

Dimensions (mm):  
H 135mm x W 90mm x D 30mm

### Model 216F flush stainless steel keypad

A flush mounting keypad supplied with a metal flush back box. It is of identical design to the standard 216 keypad but has larger overall dimensions to ensure an adequate overlap.

Dimensions (mm):  
Keypad H 41mm x W 95mm  
Flush box H 117mm x W 71mm x D 25mm

### Model 217 slim-line keypad

This keypad is manufactured in similar fashion to the 216 but has two columns of 6 keys (instead of 3x4) in order to produce a slimmer product suitable for door frames.

Dimensions:  
H 132mm x W 40mm x D 27mm

### Model CK200 coded access system

- Model 218 Touch sensitive slim-line keypad
- Model 200 boxed controller
- Model 340C 12V DC power supply
- Model 203 standard rim lock release



### Model CK109 coded access system

- Model 216 stainless steel surface keypad
- Model 200 boxed controller
- Model 340C 12V DC power supply
- Model 203 standard rim lock release



### Model CK110 coded access system

- Model 217 stainless steel slim-line surface keypad
- Model 200 boxed controller
- Model 340C 12V DC power supply
- Model 203 standard rim lock release



Model 218 keypad



# CS106

## Combined door entry and coded access (standalone)



**The CS106 are combined door entry and coded access systems utilising an economic C106 standalone keypad module. These can be considered where a basic level of security is deemed to be adequate. Should a high level of security be necessary then the CS109 combined systems should be used.**

The C106 keypad may be programmed with up to ten unique access codes. If a valid code is entered on the keypad, the lock release will operate for a preset duration. The keypad has one green LED and one red LED to indicate the system status to the user: the green LED indicates that the lock release is operating, whilst the red LED indicates an invalid entry. There are ten user access codes and a wide range of programmable functions.

Two panels are available the CP106 (SPA style) with a maximum of 7 buttons and the BL106 (bellini style) with a maximum of 6 buttons. For larger systems the CS109 combined systems should be used.

### Model CP106 front door panels

These panels are similar to the SPA style panels and are manufactured from 3mm anodised aluminium. They should be sited in a position that is protected from adverse weather conditions. They are available for either surface or flush fitting. The C106 keypad module is designed to complement the panel, push-button and surface box in a contemporary style. The module has outputs for both fail-safe and fail-secure lock releases and connection for an exit button.

The largest available panel is of 7 buttons and the CS109 series should be considered on any larger system.

### Standard combined system – CS106 series

#### Each system comprise of

- Model 801 wall mounting telephones
- Model CP106 aluminium door panel with integral keypad module
- Model 61 speech unit
- Model 340C power supply
- Model 203 surface lock release
- Full installation and programming instructions



**Model CS106-1**  
1 way system



**CS106-4**  
4 way system



**CS106 Standalone Door Entry & Coded Access Combined Panel**  
Dimensions CP106-1 to CP106-7 and CP106-1F to CP106-7F

Panel	Flush Panel (F)					Surface Panel		
	Panel (mm)		Backbox (mm)			Backbox (mm)		
	H	W	H	W	D	H	W	D
CP106-1	270	83	259	73	35	288	100	43
CP106-2	370	83	359	73	35	388	100	43
CP106-3	370	83	359	73	35	388	100	43
CP106-4	370	83	359	73	35	388	100	43
CP106-5	470	83	459	73	35	488	100	43
CP106-6	470	83	459	73	35	488	100	43
CP106-7	470	83	459	73	35	488	100	43

Sizes above 7 buttons are not available – see CS109 page XX  
Panel dimensions are approximate and may change without notice.

### Ordering information

Order using model CS106-n, where n is the number of stations required e.g. CS106-1 for a single station system or CS106-5 for five station system For tradesmen facility append the code TRCS (A model TS2000-BST time clock is included).





# CS109

## Combined door entry and coded access (secure)



A frequent requirement for a door entry system is the facility of a coded access system. This allows residents, tenants or staff the means to enter to the building by the operation of an integral keypad at the main entrance panel.

The CS109 are combined door entry and coded access systems utilising a panel mounted stainless steel keypad. The system has an independent, secure controller and therefore can be considered when a high level of security is necessary. It is available from a single station system up to any number of telephone stations. However, the keypad feature is available on any of our door entry systems and can be included with vandal resistant VRP or LCP style panels, video and brass panels.

The CP109 keypad may be programmed with up to ten unique access codes. If a valid code is entered on the keypad, the lock release will operate for a preset duration. The keypad has one green LED and one red LED to indicate the system status to the user: the green LED indicates that the lock release is operating, whilst the red LED indicates an invalid entry. There are ten user access codes and a wide range of programmable functions.

### Model CP109 Front door panels

The standard panel is attractively designed and manufactured in 3mm brushed anodised aluminium. It has an integral robust stainless steel keypad of similar design to the model 216 keypad and should be sited in a sheltered location. The panel has a push-button for each telephone station and can be supplied for surface or flush-mounting up to 7 buttons and in vandal resistant up to any size. These panels can also be manufactured in stainless steel or and include a camera for connection to the bellissimo video entry systems.

### Model 200 controller

This controls access to one door by means of the stainless steel keypad on the front door panel and is housed in an attractive and discreet plastic box. The programming is easily achieved by entering a security code and a sequence of simple codes at the keypad. The controller has ten codes available each of which can be 1 to 8 digits. Please refer to the Coded Access Control section for a list of features and programmable functions.

### A CS109 series system comprise of;

- Model 801 wall mounting telephones.
- Model CP109 aluminium door panel with stainless steel keypad.
- Model 51 speech unit.
- Model 200 independent boxed controller.
- Model 340C power supply.
- Model 203 surface lock release.
- Full installation and programming instructions.



**Model CS109-1**  
1 way system



**Model CS109-4**  
4 way system



**CS 109 Series Combined Coded Access & Door Entry Panel Dimensions**  
CP109-1 to CP109-7 and CP109-1F to CP109-7F

Panel	Flush Panel (F)					Surface Panel		
	Panel (mm)		Backbox (mm)			Backbox (mm)		
	H	W	H	W	D	H	W	D
CP109-1	270	83	259	73	35	288	100	43
CP109-2	370	83	359	73	35	388	100	43
CP109-3	370	83	359	73	35	388	100	43
CP109-4	370	83	359	73	35	388	100	43
CP109-5	470	83	459	73	35	488	100	43
CP109-6	470	83	459	73	35	488	100	43
CP109-7	470	83	459	73	35	488	100	43

Sizes above 7 buttons are vandal resistant.  
Panel dimensions are approximate and may change without notice.

### Ordering information

Order using model CS109-n, where n is the number of stations required e.g. CS109-1 for a single station system or CS109-12 for a 12 station system. For tradesmen facility append the code TRCS. (A model TS2000 time clock is included).



# Bellicall

## Emergency call system

The **Bellicall** is a versatile emergency call system which lends itself to a multitude of applications in a number of different markets. Although these systems are typically installed in care and nursing homes they are also used in private hospitals, leisure centres and disabled toilets.

The system allows individuals to initiate an alarm call in order to obtain assistance. An indicator panel will alert an attendant by sounding an alarm and by illuminating a lamp adjacent to a nameplate identifying the caller.



**Some of the features of the Bellicall system;**

- Hard-wired; standard alarm cable or CAT5.
- Call point units fit standard single gang electrical surface and flush boxes.
- Operates on 12V DC with optional battery standby
- Two call levels; standard or emergency with differing alert tones
- Call reset with push button or key
- Alarm Tone mute option




Model BC-04



Model BC-10



Model BC-20



Model BC-30

**Indicator Panels**

There are 4 Indicator Panels available; 4 zone, 10 zone, 20 zone and 30 zone. Up to four Indicator Panels (10, 20, 30 zone) can be connected together to give a maximum of 120 zones on one system. The panels have touch-sensitive buttons for the attendant functions.

The model BC-04 four zone panel can be flush or surface mounted on a double gang box.

The 10, 20 and 30 zone panels are for surface mounting and have replaceable strips for printing a patient's name or room number. This allows the attendant to make regular changes without marking the panel.

**Call Point Units**

All Call points fit standard surface or flush fitting single gang electrical boxes. Any number of call points can be wired into a single zone.

There are three Call Points available with or without a jack socket; the jack socket is for the connection of a pendant switch;

- Standard Call Point** Standard calls
- Emergency Call Point** Emergency calls which can only be re-set at source.
- Alert Call Point** Emergency calls or an alert call by staff for assistance

All call points include two methods of Call Reset which are selectable at installation;

- Button Reset** For general use
- Magnetic Key Reset** Prevents patients or the caller cancelling their call.

**Standard range of peripherals**



Model BC-K10  
Model BC-K50



Model BC-OD  
(illuminated)

**Pendant Switch** BC-PD2 and BC-PD3  
A hand-held switch typically used for patients in bed or seated with a reassurance light. If the lead is inadvertently removed from its socket on the Call Point a call will automatically be generated. Two models are available one with a 2 metre lead and one with a 3 metre lead.

**Ceiling Pull switch** BC-CS  
These surface mounting call switches are typically installed in bathrooms or toilets. Two red triangles are provided to pull the cord from either standing or prone position. A red reassurance light illuminates when the switch is operated.

**Over-door Light** BC-OD and BC-ODS  
These lights are typically installed in corridors outside rooms or wards to indicate when a call has been generated. Up to 4 zones can be combined to cover common areas. Two modes are available; a standard model and a model that with a sounder.

**Magnetic Reset Keys** BC-K10 and BC-K50  
All Call Points can be reset using either the push button or a Magnetic Keys. These bright yellow keys are used to prevent the patient from cancelling their call. The keys are supplied in packs of 10 or packs of 50.



Model BC-CP  
Model BC-EP



Model BC-AP



Model BC-CPJ  
Model BC-EPJ



Model BC-APJ



Model BC-PD2  
Model BC-PD3



Model BC-CS

Model	Description	Dimensions		
		H	W	D
Indicator panels				
BC-04	4 zone 'double gang' indicator panel	85	145	35
BC-10	10 zone indicator panel	180	160	35
BC-20	20 zone indicator panel	180	290	35
BC-30	30 zone indicator panel	180	420	35
Call point units				
BC-CP	Standard call point	85	85	35
BC-CPJ	Standard call point & jack socket	85	85	35
BC-EP	Emergency call point	85	85	35
BC-EPJ	Emergency call point & jack socket	85	85	35
BC-AP	Call point with alert	85	85	35
BC-APJ	Call point with alert & jack socket	85	85	35
Accessories				
BC-PD2	Pendant switch with 2m lead & jack	140	40	20
BC-PD3	Pendant switch with 3m lead & jack	140	40	20
BC-CS	Ceiling pull switch		85 dia	25
BC-OD	Over door indicator light	85	85	45
BC-ODS	Over door indicator light & sounder	85	85	45
BC-K10	Magnetic reset keys (pack of 10)		65	15
BC-K50	Magnetic reset keys (pack of 50)		65	15



# Door entry

## Components and accessories



**Posts**

The mounting of an entrance panel on a post is often required for a variety of applications e.g. for buildings where a wall mounting panel is not suitable or for entrances to car parks.

The posts are manufactured from polished stainless steel and are designed to accommodate surface vandal resistant panels of all sizes. The posts have a stainless steel pedestal welded to the base with fixing holes pre-drilled.

All posts are supplied with surface vandal resistant panels pre-fitted and cable entries pre-drilled. Select the appropriate post and order together with the chosen panel design. The panels can be multi-button, video, digital or combined with proximity or coded keypad.

Please contact the Sales Department for guidance on suitable panel designs.

Code	Description	Heightmm
CHP1	Car height post	1200
PHP1	Pedestrian height post	1600
DHP1	Dual height post - Pedestrian/Car	1600/1200
DHP2	Dual height post - HGV/Car	2000/1200
Post width: 80mm		

**Model TS2000-BST**

12V quartz reserve time clock with auto British Summer Time settings.

The TS2000-BST time clock has the facility of automatically adjusting to European/British time settings. Once the user has programmed the date the clock will automatically adjust each spring and autumn. This digital timer is purpose made for access control systems as it operates from a supply voltage of 12V AC/DC. The clock is designed for wall mounting and its main features are;

- Automatic European Time adjustment
  - 12V AC/DC operating voltage
  - LCD display
  - Quartz crystal timing with reserve
  - Daily and weekly programs
- 7 day programming
  - 8 on/off periods
  - 15 repeat options: day, week, weekend, odd weekdays etc.
  - Manual override
  - Switching capacity 10A/30V DC

Dimensions (mm): H 98 x W 66 x D 40



**Speech unit model 61**

This compact unit is fitted to the entrance panel on all our current door entry systems (except as indicated below). The unit provides two-way speech and has an individual volume control for both microphone and speaker. This universal product can be powered from either 12V AC or 12V DC depending on the model of telephone used.

Dimensions (mm): H 97 x W 58 x D 24

**Speech unit model 51**

This unit is generally required as a replacement unit for older systems or for SPA panels above 10 buttons. The unit provides two-way speech and has an individual volume control for both microphone and speaker. This universal product can be powered from either 12V AC or 12V DC depending on the model of telephone used.

Dimensions (mm): H 136 x W 81 x D 30



**Extension sounders**

These units extend the call tone of a door entry telephone to other areas of the premises to improve audibility. The unit is fabricated in white ABS plastic and can be wall mounted in a convenient indoor location. Available models; Model RT27 for extensions to the standard 801 telephones Model BS-RT for extensions to the bellissimo telephones Model SG1 Sound generator with eight selectable tones

Dimensions (mm): H 120 x W 90 x D 38

**Flashing beacon model FB31**

This unit gives an effective visual indication of a call at the door entry telephone. This unit is ideal for the 'hard of hearing' or areas with a high level of background noise. The beacon includes a timer circuit that can be set for between 4 and 40 seconds. (A model 212 power supply may be required). Model FB31 - for audio systems Model BS-FB - for audio systems

Dimensions: H 113mm x W 80mm x D 60mm



**Fire Switch (Flush) model FS1-F**

Flush mounting stainless steel Fireman's Drop-Key Switch with security fixings and permanently engraved with FIRE CONTROL.

Dimensions (mm): Plate H 150 x W 150  
Box H 107 x W 107 x D 65

**Fire Switch (Surface) model FS1-S**

Surface mounting red powder coated Fireman's Drop-Key Switch with stainless steel plate and security fixings, permanently engraved with FIRE CONTROL.

Dimensions (mm): H 115 x W 115 x D 72





Lock Releases

The standard lock releases are designed to operate with night latch locks on timber framed doors. Each release is fabricated from a variety of materials;

- Main mechanism - plated zinc
- Faceplate - epoxy painted steel
- Latch - chrome-plated mazac zinc alloy
- Side cover - stainless steel



Model	12V AC	12V DC	Surface	Mortice	Fail-secure	Fail-Safe	Continuously Rated	Monitor Switch	Delayed Action	Heavy Duty
202	■	■	■		■					
203	■	■	■		■					
204	■	■		■	■					
205	■	■	■	■	■				■	
206		■	■	■		■	■			
209		■	■	■	■		■			
210	■	■	■	■	■					
2208	■	■		■	■					■
2208 M	■	■		■	■			■		■
2208 F		■		■		■	■			■
2208 FM		■		■		■	■	■		■

Exit Switch (flush mounting) model 5078

An alternative style exit switch with the panel manufactured in 2.5mm 316 marine grade stainless steel and designed to fit a standard single-gang back-box. The panel is permanently engraved and includes a model B24S vandal resistant push-button designed for heavy use.

Plate Dimensions (mm): H 100 x W 100  
Back-box dimensions (mm): H 75 x W 75 x D 5



Exit Switch (miniature surface mounting) model 5080

This slim-line surface fitting exit switch is manufactured in a robust alloy casting and has universal graphic symbols and is perfect for architrave fitting. The switch is rated at 3A with 12V – 24V.

Dimensions (mm): H 83 x W 32 x D 25

Exit Switch model 5077 and model 5077L (LED indication)

These switches are typically used an access control system to release the door upon exiting in the absence of a manual lock release. The model B24S stainless steel push button is incorporated and is designed for heavy use.

Dimensions (mm): H 110 x W 60 x D 34



Emergency Door Release Button model BG78

A double pole emergency resettable door release push button with a front cover. It operates with 12V DC and includes a buzzer and LED indication.

Dimension (mm): H 85 x W 88 x D 51



Exit switch model GBEB

A stainless steel plate with a large green dome push button. Supplied with a green plastic surface box or can be flush fitted on a single gang box. The option of a stainless steel surface housing is available with the addition of a model GBSS.

Dimension (mm): H 85 x W 85 x D 28

Power supplies

Model 212 (12V AC)

A wall-mounting, double insulated, fused transformer included in basic audio door entry systems up to 10 stations. It has a nominal output of 12V AC @ 1A. Compliant with EN60950.

Dimensions (mm): H 140 x W 60 x D 53



Model 225 (12V AC)

A wall mounting, double insulated, fused transformer for use with door entry telephone systems. This supply incorporates a relay for the direct operation of the lock release to overcome possible voltage drop on larger systems. It has a nominal output of 12V AC @ 2 Amps. Compliant with EN60950.

Dimensions (mm): H 110 x W 235 x D 80

Model 340C (12V DC)

A wall-mounting fused 12V DC regulated power supply rated at 1.5 Amp for use on DC door entry systems and our Access Control systems. It can also be used for directly powering fail-safe and continuously rated lock releases. Compliant with EN60950.

Dimensions (mm): H 140 x W 60 x D 53



Model PS4 (12V DC)

A wall-mounting fused 12V DC regulated power supply rated at 4 Amps for use on video entry systems and for powering high current door release mechanisms. Compliant with EN60950.

Dimensions (mm): H 110 x W 235 x D 80







**Bell System (Telephones) Ltd**

Presley Way, Crownhill, Milton Keynes MK8 0ET

**T.** 01908 261106

**F.** 01908 261116

**E.** [sales@bellsystem.co.uk](mailto:sales@bellsystem.co.uk)

**W.** [www.bellsystem.co.uk](http://www.bellsystem.co.uk)

*go on... give 'em a bell...*

Whilst every effort has been made to ensure the accuracy of the information provided, no liability can be undertaken for any errors or omissions. All dimensions stated in this brochure are approximate. Bell System reserves the right to alter the specifications and introduce improvements without prior notice.



**BS EN ISO 9001:2000**  
**Certificate No. GB2000389**