

Statement:

The ER350 series surface mount electric strikes are designed for use with night latch locks (without deadbolt) having up to 12 mm throw latchbolt.

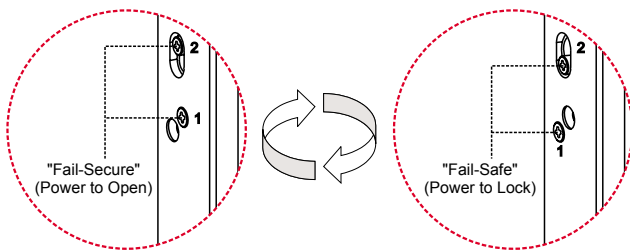
The ER350 series is available in two models, ER350 Unmonitored or the GK-350M with sensor switch output. The units are design for use with most hollow metal frames, aluminum frames and wood frames. Stainless steel plate ensures strength and long life.

Specifications:

- Power Input: 12 V DC (24V DC available by special order)
- Voltage Tolerance: $\pm 15\%$
- Current Draw: 0.25 A@12 VDC; 0.15 A@24 VDC (at temperature 20°C)
- Sensor Switch monitored output (GK-350M), Rating 2A@125V, indicates the lockset locked or unlocked status.
- Operating Temperature: -10~45°C
- Humidity: 0~95% non-condensing.
- Lock's surface Temperature (when the power is on): \leq current temperature +20°C
- 2000 LBS jaw strength pull testing.
- Tested to 1,000,000 cycles.
- Weight (Approx.) : 330 g

Version Changeable

Field-reversible (by changing position of screws) on site for Fail-safe (Power to Lock) or Fail-secure (Power to Open) in 10 seconds.



Long life solenoids

Strikes are powered by a solenoid, not a buzzer coil. Special designed solenoid for strength and long life operating lifetime with guaranteed 1,000,000 operations.

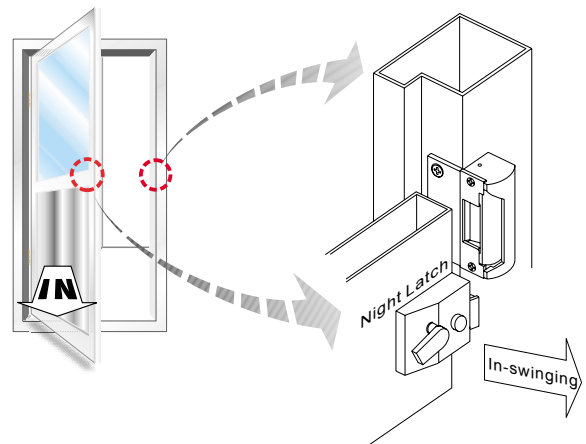


ER350

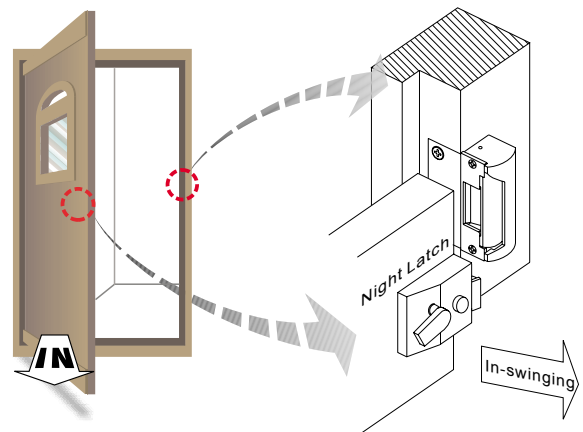


ER350M

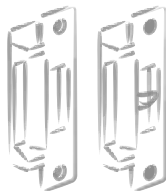
Hollow Frames Surface Mount Installation



Wood Frames Surface Mount Installation



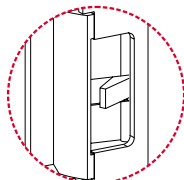
GEM®



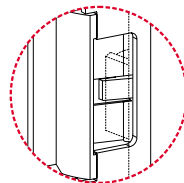
ER350 Surface Mount Electric Strike

Sensor Switch Monitoring Output

The models with "Sensor Switch monitoring output" function is GK-350M, indicates the lockset locked or unlocked status.



The Sensor Switch monitoring as N.C. (Normal Close) output for door opened.



The Sensor Switch monitoring as N.O. (Normal Open) output for door closed.

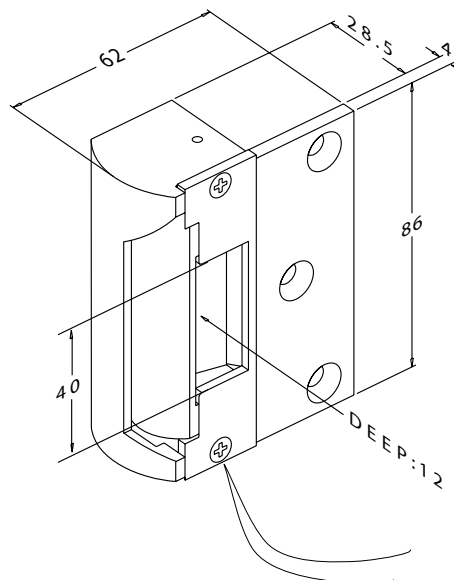
Warranty:

GEM Electric Strikes are warranted against defects in material and workmanship while used in normal service for a period of 1 years from the date of sale to the original customer.

Disclaimer:

The information and specifications printed in this manual are current at the time of publication. The GEM policy is one of continual development and improvement; therefore GEM reserves the right to change specifications without notice.

Dimensions :



Unit : mm