



# Safety Solutions Product Catalogue

(Australia and New Zealand)



[www.xtralis.com](http://www.xtralis.com)

# Table of Contents

<b>About Xtralis</b> .....	<b>2</b>
<b>Safety Products</b> .....	<b>3</b>
VESDA-E The Next Generation of VESDA Aspirating Smoke Detectors .....	9
VESDA Aspirating Smoke Detection .....	18
ICAM Accessories List .....	29
OSID Open-area Smoke Imaging Detection .....	30
Aspirating Smoke Detection Combined with Gas Monitoring .....	34
Xtralis Li-ion Tamer Battery Rack Monitor .....	40
FAAST FLEX .....	42
Software .....	44
Pipes and Fittings .....	48
Test and Commissioning Tools .....	54
Test Transformer .....	54
<b>Location</b> .....	<b>55</b>
Technical Support .....	56

## About Xtralis

Xtralis is the leading global provider of powerful solutions for the early and reliable detection and remote visual verification of smoke, fire, and gas threats. Our technologies prevent disasters by giving users time to respond before life, critical infrastructure or business continuity is compromised. We protect high-value and irreplaceable assets belonging to the world's top governments and businesses.

Xtralis has been a pioneer in life safety innovations for more than 30 years. We are the world's largest manufacturer of very early warning aspirating smoke detection (ASD) systems, including VESDA, the world's leading ASD brand. With more than 230 patents (granted or pending) and numerous firsts and innovations in our technology portfolio, Xtralis leads the market in very early warning fire detection (VEWFD).

### The award-winning Xtralis portfolio includes:

- VESDA-E Aspirating Smoke Detection (ASD)
- VESDA Aspirating Smoke Detection (ASD)
- Industrial VESDA VLI ASD for Industrial Applications
- ICAM Flexible Aspirating Smoke Detection
- OSID Open-area Smoke Detection
- 6500 Beam Detection

Learn more: [www.xtralis.com](http://www.xtralis.com)

# ABOUT XTRALIS

## Safety Products

Xtralis is the inventor and pioneer of VESDA aspirating smoke detection (ASD) technology and remains the world's leading supplier of ASD systems. Top governments and businesses around the globe rely on Xtralis for technically superior life safety solutions to protect people, critical infrastructure and high-value or irreplaceable assets.

### VESDA-E: The Next Generation of Aspirating Smoke Detection

VESDA-E is the next generation of aspirating smoke detection (ASD) from Xtralis. VESDA-E offers ultra-sensitive ASD; 15 times better than current VESDA models with double the longevity, improved dust rejection, and 8% less power consumption per unit area. VESDA-E VEA introduces pinpoint addressability to deliver situational awareness to improve response time and efficiency for up to 40 locations. Other advanced features, including StaX expansion modules, add capabilities like gas detection for enhanced detection and monitoring; connectivity from WiFi to Ethernet and smart devices, and remote field programmability. VESDA-E is the most advanced, reliable, and flexible ASD system ever.

### Very Early Warning Smoke Detection

Xtralis provides highly reliable smoke detection at the earliest presence of fire while discriminating against false alarms. Conventional fire detection does not offer adequate protection because toxic smoke can begin to spread, and fire damage can occur before a warning is issued. In contrast, Xtralis' VESDA aspirating smoke detection (ASD) systems continuously sample the air for the smallest traces of smoke to provide valuable time to understand a threat and stage an intelligent response. Our powerful life safety solutions provide reliable smoke detection in zero-tolerance environments, adhering to the highest safety standards and mitigating risks to facilities, assets and personnel.

### Gas Detection and Environmental Monitoring

Xtralis offers more than just fire detection solutions. Our VESDA ASD systems can be extended to include gas detection and environmental monitoring. VESDA Sensepoint XCL is a gas detection solution that utilizes the ASD pipe network to deliver superior gas detection via multiple hole (multi-point) sampling. The combined solution provides reliable detection of gases for occupant protection and process monitoring whilst simultaneously ensuring protection against fire threats.

The Li-ion Tamer Rack Monitor system is a gas detection solution that enhances the safety of lithium ion battery installations. It provides an alert to the venting of electrolyte solvent vapours (off-gas phase) that occurs early in the failure mode of li-ion batteries well in advance of smoke detection and traditional LFL gas detectors. The early detection of this event allows proper mitigation steps to be taken to avoid a catastrophic thermal runaway failure.

### Open-area Smoke Detection

Fire detection for buildings with open spaces presents unique challenges, and very early warning may not always be the priority. When only standard sensitivity detection is required, Open-area Smoke Imaging Detection (OSID) by Xtralis offers the most reliable and cost-effective smoke detection solution for open spaces. It delivers superior performance to overcome all of the shortcomings inherent to other detection systems currently used in these applications such as beam, heat and flame detectors.

# SAFETY PRODUCTS

# Choose the Right Product for your Segment and Application

Vertical Market	Coverage	2000m²					2-pipe: 2000m²	1-pipe: 1600m²	1000m²	500m²	250m²	2000m²
	Detection	UVEW	AEW	VEW	AVEW	IVEW	VEW	VEW	VEW	VEW		Beam
	Product	VEU	VEA	VEP-4	VES	VLI	FAAST FLEX		VEP-1	VLF		OSID
	IT and Communications											
	Clean Room											
	Highrise and Residential											
	Manufacturing											
	Airport											
	Railway											
	Logistics / Warehouse											
	Logistics / Cold Storage											
	Correctional Facilities											
	Cultural and Heritage											
	Power											
	Retail and Commercial											
	Oil and Gas											
	Sporting Venues											
	Education											
	Waste Recycling											
	Mining											

Application	Coverage	2000m²					2-pipe: 2000m²	1-pipe: 1600m²	1000m²	500m²	250m²	2000m²
	Detection	UVEW	AEW	VEW	AVEW	IVEW	VEW	VEW	VEW	VEW		Beam
	Product	VEU	VEA	VEP-4	VES	VLI	FAAST FLEX		VEP-1	VLF		OSID
	Void Protection											
	Return Air											
	Cabinet Protection											
	Duct Detection											
	Tunnel (cable or other)											
	Lift Shaft											
	Small Computer Room											
	Open Area Protection											
	Harsh Environment											
	Control Room											
	Switch Room											
	Restricted Access Room											
	In-Rack											
	Conveyor											
	Special Hazard (CL 1 DIV 2)											
	Car Parks (underground)											
VEW	Very Early Warning Smoke Detection											
UVEW	Ultra Very Early Warning Smoke Detection											
AVEW	Addressable Very Early Warning Smoke Detection											
IVEW	Inudstrial Very Early Warning Smoke Detection											
AEW	Addressable Early Warning Smoke Detection											

# VESDA Models Comparison Chart

Features	VESDA-E					VESDA	VESDA Industrial Products
	VEU	VEP		VES	VEA	VLF 250/500	VLI
		VEP-1	VEP-4				
Pipes and area coverage							
Pipe Length (Linear)	400 m (1.312 ft)	100 m (328 ft)	280 m (919 ft)	280 m (919 ft)	40 x 100 m (40 x 328 ft)	25/50 m (82/164 ft)	360 m (1.181 ft)
Pipe Length (Branched)	800 m (2.624 ft)	130 m (427 ft)	560 m (1.837 ft)	560 m (1.837 ft)	N/A	30/60 m (98/197 ft)	445 m (1.460 ft)
Area Coverage	6.500 m² (69.965 sq ft) *	1.000 m² (10.760 sq ft)	2.000 m² (21.520 sq ft)	2.000 m² (21.520 sq ft)	2.000 m² (21.520 sq ft) 40-120 sample holes	250/500 m² (2.690/5.380 sq ft)	2.000 m² (21.520 sq ft)
No. of Pipe Inlets	4	1	4	4	40 tubes	1	4
Multiple Pipe Addressability	No	No		Up to 4 sectors	Up to 40	No	No
Sensitivity							
Min Fire 1 Threshold	0.001%obs/m (0.0003%obs/ft)	0.01%obs/m (0.0031%obs/ft)		0.01% obs/m (0.0031 obs/ft)	1.6%obs/m (0.5% obs/ft)	0.025%obs/m (0.008% obs/ft)	0.15%/m (0.046%/ft)
Detection Range	0.001 - 20.0%obs/m (0.0003 - 6.25%obs/ft)	0.005-20%obs/m (0.0016-6.25%obs/ft)		0.005 - 20%obs/m (0.0016% - 6.25% obs/ft)	0.020 - 16%obs/m (0.006 - 4.88%obs/ft)	0.025 - 20%obs/m (0.008 - 6.25%obs/ft)	0.005 - 20.0%obs/m (0.0016 - 6.25%obs/ft)
EN54-20 (Class A / B / C)							
Max. no of Holes	80/80/100	30/40/45	40/80/100	40/80/100 **	40 - 40***	VLF 250 12/12/12 VLF 500 30/30/30	24/28/60
Sensitivity (%obs/m)	1.5/3/8	1.5/3/8		1.5/3/8 **	1.6/4/8	1.5/4.5/10	1.5/4.5/10
Transport time (seconds)	70/90/110	60/90/110		60/90/90 **	40 - 90 (Tube length dependent)	VLF- 250 60/60/60 VLF- 500 90/90/90	60/90/120
Others							
Hazardous Area Approval (FM Class 1, Div 2, Groups A, B, C, D)	No	Yes		No	N/A	Yes	Yes
IP Rating	IP40	IP40		IP40	IP40	IP30	IP66
Two Stage Filtration	Yes	Yes		Yes	Yes	Yes	Patented Intelligent Filter Secondary Foam Filter Sub-Sampling Probe
Total Number of Alarm Thresholds	8 (Day/Night)	8 (Day/Night)		32 (Day/Night)	8 (Day/Night)	8 (Day/Night)	8 (Day/Night)
Relay Outputs	7	7		12	7 (Expandable to 47)	3 (Expandable to 6)	5

Features	VESDA-E					VESDA	VESDA Industrial Products
	VEU	VEP		VES	VEA	VLF 250/500	VLI
		VEP-1	VEP-4				
On-board Memory (Max. Events)	20.000	20.000		20.000	20.000	18.000	18.000
AutoLearn™ (Smoke/Flow)	AutoLearn Smoke AutoLearn Flow	AutoLearn Smoke AutoLearn Flow		AutoLearn Smoke AutoLearn Flow	No	AutoLearn Smoke AutoLearn Flow	AutoLearn Smoke AutoLearn Flow
Bar Graph / Indicator LED	LEDs or 3.5" Colour Touch Screen	LEDs	LEDs or 3.5" Colour Touch Screen	LEDs or 3.5" Colour Touch Screen	LEDs or 3.5" Colour Touch Screen	Local (7 on-board LEDs 10 Segment Circular Display) Remote display when fitted with VESDAnet card	Local (5 on-board LEDs) Remote display for VLI-885
Programming Tools - On-board Programming module - Handheld Programmer - PC Software (VSC, VSM)	Programmed via USB/ Ethernet/ WiFi connection to PC using VSC/VSM4	Programmed via USB/ Ethernet connection to PC using VSC/VSM4			Programmed via USB/ Ethernet/Wi-Fi connection to PC using VSC/VSM4	Programmed via RS232 direct connection to PC using VSC or Programmer when VN card is fitted	Local USB configuration port Connection to PC using VSC/VSM4 Programmer for VLI-885
StaX Expandability	Yes	Yes	Yes	Yes	Yes	No	No
VESDAnet™							
Max. No. of devices/detectors per loop	200/100	200/100		200/100	200/100	200/100 (with VN Card)	200/100 (VLI-885)
Max. Distance between Devices	1.300 m (4.265 ft)	1.300 m (4.265 ft)		1.300 m (4.265 ft)	1.300 m (4.265 ft)	1.300 m (4.265 ft) (with VN Card)	1.300 m (4.265 ft) (VLI-885)
Computer-based Management via VSM	Yes	Yes		Yes	Yes	Yes	Yes
Remote Relay Modules - 7 relay version - 12 relay version	VRT-500 N/A	VRT-500 N/A		VRT-E00 VRT-900	VRT-500 N/A	VRT-500 N/A	VRT-500 N/A
Compatible Remote Bargraph Displays - Display, 7 relays - Display, 12 relays- Display, no relays	VRT-200 N/A VRT-600	VRT-200 N/A VRT-600		VRT400 VRT-800 VRT-700	VRT-200 N/A VRT-600	VRT-V00 N/A VRT-W00 (with VN Card)	VRT-Q00 N/A VRT-T00 (VLI-885)

\* System design and regulatory requirements may restrict the monitoring area to a lesser amount.

\*\* Subject to agency testing.

\*\*\* Check local codes for the required transport times determined by the tube lengths



## Beam Detectors Comparison Chart

Features	6500	OSID-R	OSID-DE
Beam	Single IR	Single IR	Dual IR/UV
Technology	Reflective	Reflective	End-to-end/Multi-emitter (*)
Distance	100 m/ 328 ft.	100 m/ 328 ft.	200 m/ 656 ft.
Minimum free FOV	40x40cm/80x80 cm (with LRK)	40x40cm	20x20cm
Building movement	+/-0.5°	+/-1°	+/-2°
Resistance to dust	No	No	Yes
Beam trough glass panes	No	No	Yes
Resistance to solid object intrusion	No	Yes (Fault)	Yes (Fault)
Resistance to sunlight saturation	No	Yes (Fault)	Yes (Fault)
Angle of sunlight rejection	10°	10°	-
Log & diagnostics	No	No	Yes
Test at ground level	Yes	Yes	No
IP range	IP54	IP 55	IP45
T° range	-30°C to 55°C	-20 °C to +55	-10 °C to 55 °C
Max. Current	8.5mA Max. (Intl.) 38.5mA (Conv.)	22 mA @ 15 VDC (Intl.) 54 mA @10.2 V (Conv.)	8mA (31 mA alignment)
Voltage range	15-32VDC (Intl.) 10.2 to 32 VDC (Conv.)	15-32VDC (Intl.) 10.2 to 32 VDC (Conv.)	20-30 VDC

\* Up to 7 emitters for a an OSI-90 imager

# VESDA-E The Next Generation of VESDA Aspirating Smoke Detectors



## Innovative Capabilities

Since pioneering Aspirating Smoke Detection (ASD) technology nearly 30 years ago, VESDA has been recognized as the best in the world, protecting personnel, irreplaceable assets and mission critical infrastructure in the world's most iconic locations.

VESDA-E is the next-generation of ASD technology, featuring multiple innovative capabilities across the new portfolio that delivers a new level of customer experience:

- **VESDA Smoke+**, offers increased sensitivity – up to 15 times greater than VESDA VLP, at least three times better dust rejection, up to twice the longevity while maintaining consistent sensitivity over time and up to 8% less power consumption per unit area.
- **VESDA Flex**, future proof expandability and programming for maximum flexibility using, StaX Hardware expansion modules that easily bolt onto the VESDA-E detector to add additional capabilities.
- **VESDA Verify**, VESDA-E VEA introduces pinpoint addressability to deliver situational awareness to improve response time and efficiency for up to 40 locations.
- **VESDA Connect**, allows for flexible networking and programming options that reduce maintenance and monitoring costs through extensive connectivity options and remote diagnostics tools including Ethernet, Wi-Fi, USB, VESDAnet and Relays.
- **VESDA TCO**, reduces the Total Cost of Ownership (TCO) through Capex value, Opex savings, Plug'n'Play installation, design-less pipe networks, vast monitoring options and backwards compatibility. With VESDA-E you can reduce TCO by up to 15% for non-addressable products and up to 60% for the point addressable products.

## How VESDA-E Works

Air is continually drawn from the protected area through the air sampling pipe network and into the detector by a high efficiency aspirator. The air sampling pipe network can contain up to four pipes. The air from each sampling pipe passes through an airflow sensor and then a sample of the air is drawn into the smoke detection chamber via the sampling module, after first passing through the filter. An additional filter provides clean air to protect the optical surfaces inside the detection chamber from contamination.

The Flair™ detection chamber uses CMOS imaging, multi-directional light scattering and sophisticated algorithms for smoke detection and particle type characterization. If the detected smoke is higher than the set alarm thresholds it is reported as an Alert, Action, Fire1 or Fire2 alarm condition. Air is exhausted from the detector and may be vented back into the protected zone. Alarms can be signaled via Relays and VESDAnet. Ethernet and WiFi can be used for configuration and secondary monitoring, and a USB interface is provided for initial setup. A series of LEDs display Alarm, Trouble, Disable and detector power on status. A button allows the user to Reset or Disable the detector. In addition, an optional 3.5" LCD display shows the detector status, including smoke level and a smoke level bar graph, alarm thresholds, trouble status, % airflow level, normalization status and filter life used.



## Applications

- Accommodation (Apartments, Hotels, Shops and Offices)
- Correctional Facilities
- Clean Rooms
- Cold Storage
- Cultural/Heritage
- Data and Telecom
- Hospitals and Healthcare
- Insurance
- Marine
- Nuclear Facilities
- Oil and Gas
- Portable Switch Rooms
- Power Generation
- Records Storage
- Transportation
- Wind Power Generation
- Warehousing

## VESDA-E Products List

### VESDA-E VEU



The VEU series of aspirating smoke detectors are the premium detector of the VESDA-E range. An Ultra-wide sensitivity range; 15 times greater than VESDA VLP, and provision for more sampling holes provide an increased coverage in high airflow applications by at least 40%. Considerably longer linear pipe runs and extended branched pipe network configurations cater perfectly to applications with higher ceilings providing an increased coverage by up to 80% whilst allowing convenient detector mounting for ease of service and maintenance. A range of revolutionary new features provide unsurpassed detection performance, flexibility, field programmability, connectivity and reduced total cost of ownership.

Ordering Codes	Description
<b>VEU-A00</b>	VESDA-E VEU with LEDs, Aluminium Enclosure
<b>VEU-A10</b>	VESDA-E VEU with 3.5" Display, Aluminium Enclosure
<b>Approvals:</b> UL, ULC, CSFM, VdS, CE, UKCA, ActivFire, FM, NF, CCC, EN 54-20, ISO 7240-20 (Class C (100 holes), Class B (80 holes), Class A (80 holes))	
<b>Dimensions:</b> 350 x 225 x 135 mm (13.8 x 8.9 x 5.3 in)	
<b>Weight:</b> VEU-A00 - 5.3 kg (11.7 lbs), VEU-A10 - 5.3 kg (11.7 lbs)	
<b>Area Coverage:</b> 6.500 m <sup>2</sup> (69.965 ft <sup>2</sup> )*	

\* System design and regulatory requirements may restrict the monitoring area to a lesser amount

### VESDA-E VEP



The VESDA-E VEP series of smoke detectors bring the latest and most advanced detection technology to provide very early warning and the best nuisance alarm rejection to a wide range of applications. Built on the Flair detection technology and years of application experience, VEP detectors deliver absolute calibration for lifetime performance and a range of revolutionary new features that deliver user value.

Ordering Codes	Description
<b>VEP-A00-1P</b>	VESDA-E VEP with LEDs, 1 pipe, Plastic Enclosure
<b>VEP-A00-P</b>	VESDA-E VEP with LEDs, 4 pipe, Plastic Enclosure
<b>VEP-A10-P</b>	VESDA-E VEP with 3.5" Display, 4 pipe, Plastic Enclosure
<b>Approvals:</b> UL, ULC, CSFM, FM, ActivFire, CE, UKCA, VdS, NF, CCC, EN 54-20, ISO 7240-20	
<b>Dimensions:</b> 350 x 225 x 135 mm (13.8 x 8.9 x 5.3 in)	
<b>Weight:</b> VEP-A00-1P: 4.4 kg (9.7 lbs), VEP-A00-P: 4.4 kg (9.7 lbs), VEP-A10-P: 4.5 kg (9.9 lbs)	
<b>Area Coverage:</b> VEP-A00-1P: 1.000 m <sup>2</sup> (10.760 ft <sup>2</sup> ), VEP-A00-P and VEP-A10-P: 2.000 m <sup>2</sup> (21.520 ft <sup>2</sup> )	

## VESDA-E VES



The VESDA-E VES includes a valve mechanism in the inlet manifold and software to control the airflow from four Sectors (pipes). This configuration enables a single zone to be divided into four separate sectors. The VES enables the user to locate the source of smoke by identifying the first sector to reach the Alert level. The detector then continues to sample from all sectors to monitor fire growth and will report separate alarm levels for each sector. The VES provides four individually configurable alarm levels (Alert, Action, Fire 1 and Fire 2) for each sector allowing optimum protection in a wide range of applications.

Ordering Codes	Description
<b>VES-A00-P</b>	VESDA-E VES with LEDs, Plastic Enclosure
<b>VES-A10-P</b>	VESDA-E VES with 3.5" Display, Plastic Enclosure
<b>VES-A00-P-NF</b>	VESDA-E VES with LEDs, Plastic Enclosure - NF
<b>VES-A10-P-NF</b>	VESDA-E VES with 3.5" Display, Plastic Enclosure - NF
<b>Approvals:</b> UL, ULC, CSFM, ActivFire, VdS, EN 54-20, ISO 7240-20, FM, CE, UKCA	
<b>Dimensions:</b> 350 x 225 x 135 mm (13.8 x 8.9 x 5.3 in)	
<b>Weight:</b> VES-A00-P: 4.7 kg (10.4 lbs), VES-A10-P: 4.8 kg (10.6 lb)	
<b>Area Coverage:</b> 2.000 m <sup>2</sup> (21.520 ft <sup>2</sup> )	

## VESDA-E StaX



VESDA-E Power Supply Units are uniquely designed to complement the style and appearance of VESDA-E aspirating smoke detectors (ASD) and are technically matched to provide sufficient current and battery charging capacity to meet the requirement of EN 54-4. The STX variants are VdS approved and CE marked to EN54-4 so are particularly suitable for use in territories where these approvals are required.

Ordering Codes	Description
<b>VPS-220-STX5</b>	0.5A 7-14AH PSU - STX Black Used with VESDA-E VEP, VESDA-E VEU, VESDA-E VES, and VESDA VLF-500 detectors.
<b>VPS-250-STX5</b>	3A 12-24AH PSU - STX Black Used with VESDA-E VEU detectors (at all fan speeds).
<b>VPS220-STX5-SLV</b>	0.5A 7-14AH PSU - STX Silver Used with VESDA-E VEP, VESDA-E VEU, VESDA-E VES, and VESDA VLF-500 detectors
<b>VPS250-STX5-SLV</b>	3A 12-24AH PSU - STX Silver Used with VESDA-E VEU detectors (at all fan speeds).

### Approvals:

- VdS: G220003 & G220018
- CE: 0786-CPR-21681 & 0832-CPR-F2659
- EN54-4:1997+A1:2002+A2:2006

**Note:** Batteries are NOT included.

## VESDA-E VEA



The VESDA-E VEA series of detectors combine VESDA reliability and early warning smoke detection with pinpoint addressability and a variety of annunciation options that truly surpass traditional spot detectors. VEA uses patented sampling points and multi-channel microbore air-sampling with enhanced or standard alarm sensitivity setting for the sampling points. As a multi-channel addressable system, the VEA detector is able to divide a protected space into sampling locations, enabling the localization of a fire for faster incident response. VEA is suitable for the protection of areas where pinpoint location of fire events is essential, thus providing ideal fire detection solutions for offices, hospitals, schools, prisons, multi-story dwellings, cabinets in data centers and warehouse racks. A wide range of features provide flexibility, enhanced connectivity and reduced total cost of ownership.

Ordering Codes	Description
<b>VEA-040-A00</b>	VESDA-E VEA-40 Detector with LEDs
<b>VEA-040-A10</b>	VESDA-E VEA-40 Detector with 3.5" Display
<b>Approvals:</b> UL, ULC, CSFM, FM, ActivFire, CE, UKCA, NF, VdS, EN 54-20, ISO 7240-20: Class A, B and C	
<b>Dimensions:</b> 352 x 336 x 135.5 mm (13.9 x 13.2 x 5.33 in)	
<b>Weight:</b> VEA-040-A00: 9.9 kg (21.8 lbs), VEA-040-A10: 10 kg (22.2 lbs)	
<b>Area Coverage:</b> 2.000 m <sup>2</sup> (21.520 ft <sup>2</sup> )	

**Note:** VEA detector, tubes, and sampling points work as a complete system, it is mandatory to use the VEA microbore tubes and sampling points with VEA detectors.

## VESDA-E VEA 40-Relay Local StaX



The VESDA-E VEA Local Relay StaX allows signaling of alarm location from the detector via relays and provides mounting of fire panel loop input modules inside the enclosure.



Ordering Codes	Description
<b>VER-A40-40-STX</b>	VESDA-E VEA 40-Relay Local StaX
<b>Approvals:</b> <ul style="list-style-type: none"> <li>• UL</li> <li>• ULC</li> <li>• CE</li> <li>• UKCA</li> <li>• EN 54-20</li> <li>• Other major agency approvals pending.</li> </ul>	
<b>Dimensions:</b> 352.05 mm x 340.5 mm x 135.5 mm (13.9 in x 13.4 in x 5.3 in)	
<b>Weight:</b> 5.1 kg (11.22 lbs)	

## VESDA-E Accessories List

### VESDA-E VEA Accessories

Product Name and Image	Ordering Code	Description
	VSP-970	VESDA-E VEA-40 Mounting Bracket
	VSP-971	VESDA-E VEA-40 Smoke Sensor Module
	VSP-972	VESDA-E VEA Filter (single cartridge)
	VSP-973	VESDA-E VEA Pump
	VSP-974	VESDA-E VEA Rotary Valve
	VSP-975	VESDA-E VEA LED Front Panel
	VSP-976	VESDA-E VEA 3.5" Display Front Panel
	VSP-977	VESDA-E VEA Filter (Pack of 10)
	VSP-978	VESDA-E VEA Sample Point Head Removal Key (Pack of 10)
	VSP-979	VESDA-E VEA Microbore Tube Cutter (Pack of 3)
	VSP-980-ST	VESDA-E VEA Stainless Steel Sample Point
	VSP-1007	VESDA-E VEA VSP-980-ST Sample Point Installation Tool (Pack of 5)
	VSP-1008	VESDA-E VEA VSP-980-ST Sample Point Duct Kit


Product Name and Image	Ordering Code	Description
	VSP-980-W	VESDA-E VEA 6mm Standard Sampling Point
	VSP-980-W22	VESDA-E VEA 6mm Standard Sampling Point (Pack of 22)
	VSP-981-W	VESDA-E VEA 4mm Standard Sampling Point
	VSP-981-W22	VESDA-E VEA 4mm Standard Sampling Point (pack of 22)
	VSP-980-B	VESDA-E VEA 6mm Black Sampling Point
	VSP-980-B22	VESDA-E VEA 6mm Black Sampling Point (pack of 22)
	VSP-981-B	VESDA-E VEA 4mm Black Sampling Point
	VSP-981-B22	VESDA-E VEA 4mm Black Sampling Point (pack of 22)
	VSP-982-W	VESDA-E VEA 6mm Surface Mount Sampling Point
	VSP-982-W22	VESDA-E VEA 6mm Surface Mount Sampling Point (pack of 22)
	VSP-983-W	VESDA-E VEA 4mm Surface Mount Sampling Point
	VSP-983-W22	VESDA-E VEA 4mm Surface Mount Sampling Point (pack of 22)
	VSP-982-B	VESDA-E VEA 6mm Surface Mount Black Sampling Point
	VSP-982-B22	VESDA-E VEA 6mm Surface Mount Black Sampling Point (pack of 22)
	VSP-983-B	VESDA-E VEA 4mm Surface Mount Black Sampling Point
	VSP-983-B22	VESDA-E VEA 4mm Surface Mount Black Sampling Point (pack of 22)
	VSP-990-330	VESDA-E VEA 6mm Microbore Tube UL-compliant Plenum-rated (330ft)
	VSP-991	VESDA-E VEA 4mm Microbore Tube UL-compliant Plenum-rated, 500 ft
	VSP-998	VESDA-E VEA 6mm Blanking Plug (pack of 50)
	VSP-1000	VESDA-E VEA 6mm to 4mm Reducer (pack of 10)
	VSP-1001	VESDA-E VEA 6mm to 6mm Straight Union (pack of 10)
	VSP-1002	VESDA-E VEA 4mm to 4mm Straight Union (pack of 10)
	VSP-1003	VESDA-E VEA 6mm to 6mm Right Angle Joiner (pack of 10)
	VSP-1004	VESDA-E VEA 4mm to 4mm Right Angle Joiner (pack of 10)

Product Name and Image	Ordering Code	Description
	VSP-1005	VESDA-E VEA 4mm to 6mm SPL PT Tube Converter
	VSP-1006	VESDA-E VEA Volumetric Chamber




## VESDA-E VEU/VEP/VES Accessories

Product Name and Image	Ordering Code	Description
	VSP-955	VESDA-E VES Scanner Manifold
	VSP-956	VESDA-E VEP/VEU Flow Sensor Manifold
	VSP-960	VESDA-E Mounting bracket
	VSP-961	VESDA-E Exhaust Adaptor US
	VSP-962	VESDA-E VEU/VEP/VES Filter (single cartridge)
	VSP-962-20	VESDA-E VEU/VEP/VES Filter (pack of 20 cartridges)
	VSP-963	VESDA-E Aspirator
	VSP-964-03	VESDA-E Smoke Detection Chamber - MK3
	VSP-965	VESDA-E Sampling Module
	VSP-966	VESDA-E VEU Front Cover - Aluminum - LEDs
	VSP-967	VESDA-E VEU Front Cover - Aluminum - LCD - 3.5" Display
	VSP-968	VESDA-E VEP-A00-P/1P Front Cover - Plastic - LEDs

Product Name and Image	Ordering Code	Description
	VSP-969	VESDA-E VEP-A10-P Front Cover - Plastic - LCD - 3.5" Display
	VSP-969-S	VESDA-E VES-A10-P Front Cover - Plastic - LCD - 3.5" Display

## Detector Enclosures


Product Name and Image	Ordering Code	Description
 Detector Enclosure	020-050-E	This IP66 enclosure is built to accommodate either a VESDA-E VEU, VESDA-E VEP, VESDA-E VES or VESDA VLF detector. The enclosure has a hinged door for easy access for installation and maintenance which includes a glass window to view the onboard display. It includes predrilled holes for inlet and exhaust ports and cable entries so that installation of a detector is a simple process requiring minimum tools. Moreover the enclosure is supplied with pipe fitting to ensure that the IP66 integrity of the enclosure is maintained.

## VESDA-E Demo Kits

Ordering Code	Description
VKT-855	VESDA-E VES Demo Kit

## Power Supplies

### VESDA-E VEA Power Supply

	VPS-VEA-115UL	VPS-VEA-230UL
		
Nominal AC Supply Voltage	120VAC/2.0A/60Hz	230VAC/1.0A/50Hz
Output Current	27VDC/2.8A Continuous 27VDC/5A Alarm	
Dimensions (H x W x D)	438 mm x 330 mm x 142 mm (17.25 in. x 13 in. x 5.6 in.)	
Weight	5.9Kg (13lbs) without batteries	

# VESDA Aspirating Smoke Detection



## The World's leading ASD Brand

VESDA very early warning smoke detection solutions provide the earliest possible warning of an impending fire hazard. VESDA buys time to investigate an alarm and initiate an appropriate response to prevent injury, property damage or business disruption. And because VESDA has the industry's widest sensitivity range and multi-level warnings, even minute levels of smoke can be detected before a fire has time to escalate. As the leading ASD brand specified by fire professionals around the world, VESDA is synonymous with reliable, high performance fire detection.

## How VESDA Works

VESDA works by continuously drawing air into a distributed pipe network via a high-efficiency aspirator. The air sample then passes through a dual-stage filter. The first stage removes dust and dirt from the air sample before it enters the laser detection chamber. The second, ultra-fine stage provides an additional clean-air supply to keep the detector's optical surfaces free from contamination, ensuring stable calibration and long detector life as well as minimizing nuisance alarms.


From the filter, the air sample goes through the calibrated detection chamber where it is exposed to a laser light source. When smoke is present, light is scattered within the detection chamber and is instantly identified by the highly sensitive receiver system. The signal is then processed and presented via a bar-graph display, alarm threshold indicators and/or graphic display. VESDA detectors are able to communicate this information to a fire alarm control panel, a software management system, or a building management system via relays or a High Level Interface (HLI).

## Applications


- IT and Communications
- Highrise and Residential
- Manufacturing
- Airport
- Railway
- Car Parks (underground)
- Logistics/ Warehouse
- Logistics/ Cold Storage
- Correctional Facilities
- Cultural and Heritage
- Power Generation
- Control/Switch Rooms
- Retail and Commercial
- Oil and Gas
- Waste Recycling
- Mining

## VESDA Products List


### VESDA VLF-250

	
A very early warning smoke detector designed to protect small, business-critical environments of less than 250 m <sup>2</sup> (2,690 ft <sup>2</sup> ).	
Ordering Codes	Description
<b>VLF-250-01</b>	VESDA VLF. European language set. International display labels
<b>VLF-250-02</b>	VESDA VLF. English + Asian language set. International display labels
<b>Approvals:</b> UL, ULC, FM Class I Div II, ActiveFire (ISO/AS 7240-20), CE, UKCA, LPCB, VdS, NF, EN 54-20 (Classes A (12 holes), B (12 holes), C (12 holes)), CCC. UL 94V0, NF F16-101, DIN 5510-2, EN 50155, SIL 2 as per IEC 61508 (2010) only for Rail Applications	
<b>Dimensions:</b> 256 x 183 x 92 mm (10 x 7 x 3 in)	
<b>Weight:</b> 2 kg (4.4 lbs)	
<b>Area Coverage:</b> 250 m <sup>2</sup> (2,690 ft <sup>2</sup> )	

### VESDA VLF-500

	
A very early warning smoke detector designed to protect small, business-critical environments of less than 500 m <sup>2</sup> (5,380 ft <sup>2</sup> )	
Ordering Codes	Description
<b>VLF-500-01</b>	VESDA VLF. European language set. International display labels
<b>VLF-500-02</b>	VESDA VLF. English + Asian language set. International display labels
<b>VLF-500-SIE</b>	VESDA VLF Siemens version
<b>Approvals:</b> UL, ULC, FM Class I Div II, ActiveFire (ISO/AS 7240-20), CE, UKCA, LPCB, VdS, NF, EN 54-20 (Classes A (30 holes), B (30 holes), C (30 holes)), CCC UL 94V0, NF F16-101, DIN 5510-2, EN 50155, SIL 2 as per IEC 61508 (2010) only for Rail Applications	
<b>Dimensions:</b> 256 x 183 x 92 mm (10 x 7 x 3 in)	
<b>Weight:</b> 2 kg (4.4 lbs)	
<b>Area Coverage:</b> 500 m <sup>2</sup> (5,380 ft <sup>2</sup> )	

### VESDA VLI

	
The VESDA VLI is an industry first early warning aspirating smoke detection system, designed to protect industrial applications up to 2.000 m <sup>2</sup> (21.520 ft <sup>2</sup> ). The VLI detector combines a patented fail-safe Intelligent Filter with Clean Air Zero and clean-air barrier for optics protection complementing absolute detection and providing longer detection chamber life all enclosed in a robust IP66-rated enclosure.	
Ordering Codes	Description
<b>VLI-880</b>	VESDA VLI Detector
<b>VLI-885</b>	VESDA VLI with VESDAnet
<b>Approvals:</b> UL, ULC, FM, ActivFire, CE, UKCA, VdS, LPCB, NF, SIL 2 as per IEC 61508, EN 54-20 (Class A (24 holes), Class B (28 holes), Class C (60 holes))	
<b>Dimensions:</b> 426.5 x 316.5 x 180 mm (16.8 x 12.5 x 7.1 in)	
<b>Weight:</b> 6.035 kg (13.3 lbs)	
<b>Area Coverage:</b> 2.000 m <sup>2</sup> (21.520 ft <sup>2</sup> )	

## VESDA VLP - Only for China



Central element of the ASD product range. VESDA VLP is classed as a “Very Early Warning Smoke Detector”, which means that it detects fire at the earliest possible stage and reliably measures very low to extremely high concentrations of smoke. Has an alarm sensitivity range of 0.005%–20% obs/m (0.0015%–6.25% obs/ft).

All detectors include a head termination card with 7 relays (HTC7) and a socket.

### Ordering Codes

The ordering code for VESDA VLP is VLP-XXX X. The below table explains the available components of the detector and their positions:

VLP	X		X		X		X	
	0	Blank plate	0	Blank plate	0	Blank plate	0	Standard detector orientation
	4	FOK: Fire 1 Alarm and OK (FOK) LEDs	1	Programmer mounted in the middle	1	Programmer mounted in the far right position	1	Inverted Detector Orientation
			2	Display mounted in the middle	2	Display mounted in the far right position		

### Standard ordering codes:

<b>VLP-002</b>	VLP detector with two blank plates and a standard Display module. The Display module is mounted in the far right position.
<b>VLP-012</b>	VLP detector with a centrally mounted LCD Programmer module and a Standard Display module.

### Note:

- Not all combinations can be ordered.

**Approvals:** UL, ULC, CSFM, FM, ActivFire, CE, CPR, LPCB, VdS, CFE, NF, EN 54-20 (Class A (30 holes), Class B (60 holes), Class C (100 holes)), UL268A (in-duct application), NY-MEA

**Dimensions:** 350 x 225 x 125 mm (13.8 x 8.9 x 4.9 in)

**Weight:** 4.0 kg (9 lbs) including Display and Programmer modules

**Area Coverage:** 2.000 m<sup>2</sup> (21.520 ft<sup>2</sup>)

## VESDA VLC - Only for China



Specifically designed to provide all the benefits of aspirating smoke detection, including very early warning, in single environment medium areas and where space is a premium. The VLC combines the well-proven detection technology with a modified aspirator design, and incorporates them into a compact enclosure with a simplified display.

### Ordering Codes

### Description

<b>VLC-505</b>	The VN version utilises VESDA Programmers including Hand Held, Remote Mount, Rack Mount versions or PC Link HLI connected to a PC running Xtralis VSC/Xtralis VSM4 software.
----------------	--

**Approvals:** UL, ULC, CSFM, FM, ActivFire, CE, CPR, LPCB, VdS, NF, EN 54-20 (Class A (30 holes), Class B (36 holes), Class C (40 holes)), UL268A (in-duct application), NY-MEA, CCC










**Dimensions:** 225 x 225 x 85 mm (8.85 x 8.85 x 3.34 in)

**Weight:** 1.9 kg (4.2 lbs.)

**Area Coverage:** 800 m<sup>2</sup> (8,610 ft<sup>2</sup>)

## VESDA Accessories List


### Remote Mount Configuration (VRT) - Single Box

Product Image	Ordering Code	Description
	VRT-100	Programmer. Includes remote termination card with no relays.
	VRT-200	VESDA VLP with a remote termination card. Display. 7 Relays
	VRT-600	VESDA VLP with a remote termination card. Display. No Relays
	VRT-400	VESDA VLS Display with a remote termination card. 7 Relays
	VRT-700	VESDA VLS Display with a remote termination card. No Relays
	VRT-800	VESDA VLS Display with a remote termination card. 12 Relays
	VRT-W00	VESDA VLF Display with a remote termination card. No Relays
	VRT-V00	VESDA VLF Display with a remote termination card. 7 Relays
	VRT-J00 *	VESDA VLC Display with a remote termination card. 7 Relays
	VRT-K00 *	VESDA VLC Display with a remote termination card. No Relays
	VRT-T00	VESDA VLI Display with a remote termination card. No Relays
	VRT-Q00	VESDA VLI Display with a remote termination card. 7 Relays
	VRT-300	For remote connection to the VESDAnet.
	VRT-500	Includes blank plate with a remote mounting box. 7 Relays version for VLP, VLF, or VLC
	VRT-E00	Includes blank plate with a remote mounting box. 7 Relays version for VLS
	VRT-900	Includes blank plate with a remote mounting box. 12 Relays version for VLS
	VRT-S07	A remote termination card with new software supplied in a remote mounting box (VRT); it allows reporting of ANY alarm or fault condition that appears on a VESDAnet loop regardless of the initiating zone.

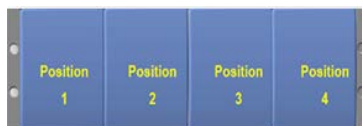
\* Only available for China.

**Note:** All configurations include the remote mounting box, and are identifiable from a standard remote mounting box by the text on the blue cover. They can also be distinguished by the part number on the ratings label that appears on the bottom of the unit.

## Detector and Subrack Enclosures

Product Name and Image	Ordering Code	Description
 Detector Enclosure	020-050-E	The 020-050-E is a specific version that is built to complement the VESDA range of detectors, it accommodates either a VESDA-E VEU, VESDA-E VEP, VESDA-E VES or VESDA VLF detector.

## Sub Rack Configurations (VSR)



The VESDA Sub Rack can be configured in thousands of different ways.

To configure, choose a module for each of the four positions shown below. The modules will be assembled in the configuration you specify, from left to right. Position 1 is the far left position, while Position 4 is the far right. The Sub Rack mounts on any standard 19" rack. Sub rack enclosures are also available.

Sub Rack configurations include the options for both "front" and "back" modules.

- Front module: is a display, programmer, or VESDAnet socket.
- Back modules: are remote termination cards with a variety of relay options.

To configure your Sub Rack, use the matrix that follows.

**The "Empty" Sub Rack: VSR - 0000** is a 19" Sub Rack without remote modules. Once modules are added, the part number will change as appropriate. VSR - 0000 has four positions for modules. Select a module for each position from the matrix below.

### Pre-configured examples:



VSR - 2100 (Code 2-1-0-0): 19" Sub Rack with 1 Standard Display with 7 - relay remote termination card in position 1 and a Programmer in position 2. Blank plates are in position 3 and 4.



VSR - 4423 (Code 4-4-2-3): 19" Sub Rack with: 2 Scanner Displays with 7 - relay remote termination cards in positions 1 and 2. A Standard Display with 7 - relay remote termination card occupies position 3 and a VESDAnet Socket is in position 4.




## VSR Spare Modules

1. All programmers and displays require remote termination cards.
2. Every relay termination card requires a display or relay processor board.
3. If you are using the sub rack for remote relays only, you must have a relay processor board in each position that has a relay.

Code	Description
0	Blank plates
1	Programmer with remote termination card - no relays
2	Standard display with 7 relay remote termination card
3	VESDAnet Socket
4	Scanner display with 7 relay remote termination card
5	7 relay remote termination card and relay processor
6	Standard display with remote termination card - no relays
7	Scanner display with remote termination card - no relays
8	Scanner display with 12 relay remote termination card
9	12 relay remote termination card and relay processor
A	Programmer sharing adjacent termination card
J	VLC VN Display with 7 relays
K	VLC VN display with no relays
Q	VLI display with 7 relays
T	VLI display with no relays
V	VLF display with 7 relay remote termination card
W	VLF display without relays



## VESDAnet and Relay Cards

Product Name and Image	Ordering Code	Description
 <p>VESDAnet Network Interface Card</p>	VIC-010	<p>A simple interface card for the range of VESDA VLF smoke detectors.</p> <p>The VN Card provides seamless VESDAnet communication from the detector to other VESDAnet devices, including configuration and monitoring tools.</p>
 <p>VESDAnet multi-function Control Card</p>	VIC-020	<p>Provides additional 2 relays and 1 General Purpose Output (GPI).</p> <p>For VESDA VLF</p>
 <p>VESDAnet Network Interface Card with MPO</p>	VIC-030	<p>VESDA multi-function Control Card with Powered Output (MPO). Provides all the features of the VIC-020 with an additional Relay which can be programmed as a Monitored Powered Output.</p> <p>For VESDA VLF</p>

## Programming Options



The PC - Link High Level Interface (PC - Link HLI) connects a PC and VESDA system. Each PC - Link HLI includes two cables (It does not include a PC):

- RS232 from HLI to PC Com port
- RS485 from HLI to VESDAnet Socket

Product Image	Ordering Code	Description
	VHH-100	Hand held Programmer including Lead for temporary connection of a programmer to a network via a VESDAnet socket.
	VHX-0200	Sliding Windows RS232 Interface For Xtralis VSM4 and Xtralis VSC Software
	VHX-0210	Sliding Windows With Dial In/Dial Out functionality
	VHX-0300	Open Protocol Peer to Peer High level Interface. RS232 Interface for connection to a BMS or Fire Panel
	VHX-0310	Open Protocol Master - Slave High level Interface. RS232
	VHX-0320	VESDA Access HLI Standard
	VHX-0420	VESDA Modbus Type 3 HLI Standard
	VHX-1200	Wall-mounted HLI. Links VESDAnet with Xtralis VSM4 and Xtralis VSC. Includes a built-in VESDAnet port and VESDAnet socket card.
	VHX-1300	Wall-mounted Open Protocol Peer-to-Peer
	VHX-1310	Wall-mounted Open Protocol Master-Slave
	VHX-1320	VESDA Access HLI Metal Box Wall-mounted
	VHX-1420	VESDA Modbus Type 3 HLI Metal Box Wall-mounted




## Spare Parts/Modules

Part Number	Description
VSP-000 *	Blank plate, with VESDA logo
VSP-001	Programmer Module
VSP-002	VLP Display Module
VSP-003	VESDAnet Socket kit
VSP-004	VESDA VLS Display Module
VSP-005	Filter assembly
VSP-007	Remote Termination Card No Relays (RTC0)
VSP-008	Remote Termination Card 7 Relays (RCT7)
VSP-011	Recess Mounting Kit for VESDA VLP or VESDA VLS Detector
VSP-012	Recess Mounting Kit for remote single boxes
VSP-013	Detector Cover Assembly with EMC Shields
VSP-014 *	7 Relay Head Termination Card (HTC7) - for VESDA VLP
VSP-015 *	Aspirator for VESDA VLP and VESDA VLS
VSP-018	Filter Switch
VSP-019	Filter Cover
VSP-020	VLP and VLS Screw Covers - Pack of 2
VSP-021	Metric to Imperial Pipe Adapters, Kit of 4
VSP-022	Mounting box detector
VSP-023 *	VLC VN front cover
VSP-025	Filter Cartridge - Pack of 20
VSP-028 *	VESDA VLP/VESDA VLS Mounting Bracket
VSP-100 *	Blank Plate with FOK LEDs and Logo
VSP-102	Non Scanner relay processor module (DRP). Required if remote relays are used with no display
VSP-103	Scanner relay processor Module (DRP). Required if remote relays are used with no display
VSP-200	Blank Plate, EMC painted, without Logo
VSP-208	12 Relay Remote Termination Card (RCT12) - for VESDA VLS
VSP-501 *	Aspirator, VESDA VLC
VSP-502 *	Compact (VN) Remote Display Module
VSP-509	Computer lead for use with VESDA VLC Relay Only (RO) & VLF Version
VSP-511	VESDAnet RS-485 15-way cable
VSP-515 *	Compact (VN) Termination Card (CTC-VN) - for VESDA VLC
VSP-540	Exhaust Deflector, Black, for use with VESDA VLP, VESDA VLS and VESDA VLC
VSP-715	VLF Aspirator
VSP-722	VESDA VLF-250 Aspirator Assembly (1 fan)
F-BO-AFE70-2	FAAST Purging System AFE70-2 (Low Flow)
F-BO-AFE70-3	FAAST Purging System AFE70-3 (High Flow & sub-zero temperatures)
VSP-850-G	Xtralis In-Line Filter - Grey
VSP-850-R	Xtralis In-Line Filter - Red
VSP-855-4	Xtralis In-Line Filter Elements - pack of 4
VSP-855-20	Xtralis In-Line Filter Elements - pack of 20

\* Only available for China.

# Power Supplies

## Power Supplies - all countries

	VPS-220-E5 	VPS-215-E5 	VPS-250-E5 
Nominal AC Supply Voltage	230 Vac (tested +10%—15%)		
Output Voltage	20.0-30 VDC	20.0-30 VDC	20.0-30 VDC
Load	0.5 / 1.0A (1A non-certified to EN54-4)		3 / 3.4A (3.4A non-certified to EN 54-4)
Dimensions (H x W x D)	225 x 351 x 110 mm	226 x 286 x 113 mm	352 x 455 x 182 mm
Weight	3 kg (without batteries) 14 kg (with max batteries)	2.5 kg (without batteries) 8 kg (with max batteries)	7 kg (without batteries) 35 kg (with max batteries)



# ICAM Accessories List

## Repeaters and I/O Modules

Ordering Code	Description
01-E920-01	Conversion Kit For Remote Display: Case, Black Plate and Fit

## Spare Parts/Modules

Part Number	Description
ISP-405-00	IAS/ILS Aspirator (non-EN)
ISP-405-01	IAS/ILS Aspirator (EN)
ISP-406	IAS/ILS Cover removal tool
ISP-407	IAS/ILS Corner Studs (pack of 4)

## Baffles

Part Number	Description
06-0000	Blanking Baffle (pack of 10)

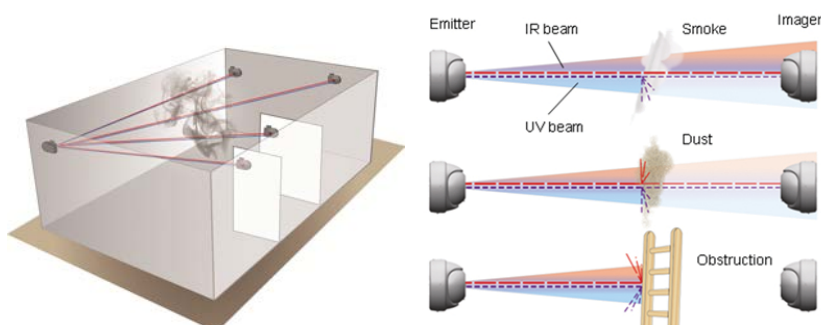
# OSID Open-area Smoke Imaging Detection



## OSID-DE Dual-ended smoke imaging detector

The dual-ended, OSID-DE (OSI-10 and OSI-90), combines dual frequency (IR and UV) beams with a CMOS Imager detector. OSID-DE operates in both pitch dark as well as bright sunlight. With this new award winning technology also comes; high tolerance to vibration and structural movement as well as good resistance to transient dust, fogging, steam, reflections and object intrusion. On-board log memory for diagnostic purposes completes the picture. The OSI-90 Imager (receiver) can have up to seven emitters and provides easy 3D coverage for atria, domes etc. Fast and easy installation is an extra perk.

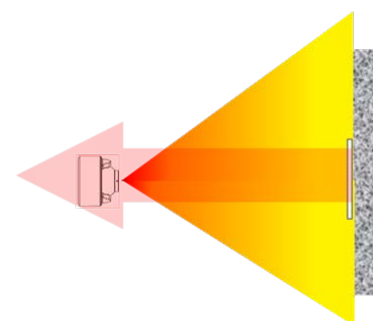
### True spatial detection



## OSID-R

### Reflective smoke imaging detector

OSID-R is a single IR beam using also a CMOS imager for signal analysis which provides greater levels of information for better decision making than any simple and basic IR photocell receiver technology. It features good tolerance to structural movement, reflections and object intrusion.



## Applications

- Shopping Malls
- Long Corridors
- Airport Terminals and Train Stations
- Heritage Buildings
- Suspended Ceilings
- Challenging Logistics
- Indoor Stadiums and Arenas
- Dirty Environments
- Hotel and Office-tower Atriums
- Churches and Cathedrals
- Exhibition and Convention Centers
- Industrial and Manufacturing Facilities

## OSID Products List

### OSID-DE



OSID-DE is a new innovation in projected beam smoke detection technology. By using advanced dual wavelength projected beams and optical imaging technology for early warning smoke detection, OSID-DE provides a low-cost, reliable and easy-to-install solution that overcomes typical beam detection issues such as false alarm incidents and alignment difficulties.

Ordering Codes	Description
<b>OSI-10</b>	Imager - 7° coverage
<b>OSI-90</b>	Imager - 80° coverage
<b>OSE-SP-01</b>	Emitter - Alkaline Battery
<b>OSE-SPW</b>	Emitter - Standard Power, Wired
<b>OSE-HPW</b>	Emitter - High Power, Wired
<b>OSE-HP-01</b>	Emitter - High Power, Alkaline Battery
<b>Approvals:</b> UL, ULC, FM, VdS, NF-SSI (AFNOR), CSFM, CCCF, ActivFire, BOSEC, VNIPO, CE - CPR and EMC	
<b>Dimensions:</b> 208 x 136 x 96 mm (8.19 x 5.35 x 3.78 in.)	
<b>Weight:</b> Imager: 610 g., Emitter (battery powered): 1.2 kg, Emitter (wired): 535 g	
<b>Area Coverage:</b> 2.000 m <sup>2</sup> (21.520 ft <sup>2</sup> )	

### OSID-R



OSID-R is a new innovation in reflective beam smoke detection technology. It's using a single IR wavelength projected beam and optical imaging technology for smoke detection. OSID-R provides a low cost, reliable and easy-to-install solution that minimizes typical beam detection issues such as false alarm incidents and alignment difficulties.

Ordering Codes	Description
<b>OSI-R</b>	Conventional imaging smoke beam smoke detector including reflector - UL approved
<b>OSI-RA</b>	Conventional imaging smoke beam smoke detector including reflector - ULC approved
<b>OSI-RE</b>	Conventional imaging smoke beam smoke detector including reflector
<b>Approvals:</b> UL, ULC, CSFM, FM, CE – CPR & EMC, NF-SSI (AFNOR), BOMBA	
<b>Dimensions:</b> 152.4 x 254 x 114.3 mm (6 x 10 x 4.5 in.)	
<b>Weight:</b> 1.12 kg (2.48 lbs)	
<b>Area Coverage:</b> 1800 m <sup>2</sup> (19368 ft <sup>2</sup> )	









# OSID Accessories List



## OSID-DE Accessories

Product Name and Image	Ordering Code	Description
	OSID-INST	OSID Installation Kit
	OSID-EHE	Emitter environmental housing IP66
	OSID-EHI	Imager environmental housing IP66
	OSP-001	FTDI Cable 1.5m
	OSP-002	Laser Alignment tool
	OSID-WG	Wire Guard for Imager and Emitter
	OSE-RBA	Spare alkaline battery pack for Emitter units
	OSE-ACF	Anti-condensation film for Emitters
	OSEH-ACF	Anti-condensation film for OSID-EHE and OSID-EHI environmental housings
	OSP-003	Acrylic test filter - 10 pack
	OSP-003-200	Acrylic test filter - bulk pack 200 units
	RTS151KEY	Imager Reset Station Flush Mount
	RTS151KIT	Imager Reset Station Surface Mount

## OSID-R Accessories

Product Name and Image	Ordering Code	Description
	OSP-002	Laser Alignment tool
	OSP-004	Test filter - 10 pack
	RTS151KEY	Test and reset station for flush mount
	RTS151KIT	Test and reset station for surface mount
	BEAMHKR	Heater kit for the reflector
	6500MMK	Multi-mount accessory for ceiling or wall mounting with additional mounting adjustment

## OSID-DE Software

Software	Description
 OSID-DE Diagnostic Tool	<p>OSID-DE Diagnostic Tool is an industry first and unique to the beam market used to retrieve events and data stored in the Imager. It provides a wealth of information surrounding an alarm, fault or any significant change. Data can be analysed and plotted revealing; IR/UV attenuation, beam positioning, temperature, reference signals, contamination etc.</p> <p><b>Ordering Info:</b> OSID-DE Diagnostic Tool is available for download from <a href="http://www.xtralis.com">www.xtralis.com</a>.</p>
 OSID-DE Selection Assistant	<p>OSID-DE Selection Assistant. Excel based calculation tool to find the best suited OSID-DE solution for a given area. Also compares OSID-DE the solution to any third party beam, including labor and wiring.</p> <p><b>Ordering Info:</b> Available for download from <a href="http://www.xtralis.com">www.xtralis.com</a>.</p>

# Aspirating Smoke Detection Combined with Gas Monitoring



## ASD with Gas Detection and Environmental Monitoring

As the world's leading manufacturer of aspirating smoke detection (ASD) solutions, Xtralis has introduced the VESDA Sensepoint XCL gas detector that connects to Xtralis ASD systems to deliver superior gas detection via multiple hole (multi-point) sampling.

VESDA Sensepoint XCL:

- Leverages existing VESDA ASD pipe networks to cost effectively detect both smoke and gas in addition to providing environmental monitoring
- Provides detection for multiple gases through simple expansion without major construction or retrofitting
- Conditions the air to remove dirt, particulates, moisture, poisonous agents, and cross-interference gases
- Suitable for harsh environments
- Provides non-intrusive detection for aesthetics or to prevent vandalism
- Enables centralized monitoring and communication with building systems for real-time awareness
- Easily integrates with FACP/ PLCs/ HVAC/ BMS
- VSC and VSM4 integration for remote access to detectors (Modbus version) operating status

## How VESDA Sensepoint XCL - Large Bore Works

VESDA Sensepoint XCL – Large Bore is designed to be incorporated to existing or new ASD pipe networks without major construction or electrical cabling / conduit and utilizes the flow in the pipe for the continuous delivery of air samples to the gas sensor for analysis. It is capable of remote sampling which means the detector can be placed outside the detection zone at a convenient location saving time and money for routine maintenance & service. Air drawn to the detector can be conditioned to remove contaminants which ensures detector maintains reliable long-term performance in a wide range of environments.

A single VESDA Sensepoint XCL – Large Bore detector delivers multi-point gas sampling capability giving it the advantage of providing greater coverage area, increased design flexibility and reliable detection in high airflow areas when compared to fixed point gas detectors.

## How VESDA Sensepoint XCL - Micro Bore ASD System Works

VESDA Sensepoint XCL detector can be added to existing or new VESDA-E VEA tube network installations to actively monitor for gas leakages and build-ups. It integrates with other building systems, including fire alarm control panels, PLCs, HVAC and building management systems, and provides real-time situational awareness for intelligent emergency response. VESDA Sensepoint XCL – Micro Bore ASD System provides significant installation and routine maintenance cost savings by providing easy access to diagnostic information for servicing. Sensor cartridges are easily replaced in the field through simple steps.

## Applications

- Battery rooms for the detection of hydrogen
- Boiler rooms for the detection of natural gas or LPG
- Control centers in refineries for detection of methane or hydrogen sulfide ingress
- Road tunnels for the detection of carbon monoxide and nitrogen dioxide
- Building utility rooms for the detection of natural gas or LPG
- Elevator shafts for the detection of methane or carbon monoxide
- Warehouse roof spaces for the detection of natural gas from space heaters
- Laboratories for the detection of various flammable and toxic gases
- Enclosed vehicle parking/loading docks for the detection of carbon monoxide and nitrogen dioxide
- Indoor air quality monitoring
- Beverage distilleries
- Detection of various combustible gases in fuel storage areas
- Monitoring of oxygen levels and detection of toxic gases in confined spaces
- Food & beverage for the detection of alcohols and carbon dioxide
- Detection of refrigerant leakage in refrigerated systems
- Greenhouses for the monitoring and control of carbon dioxide levels
- Bus and Train Locomotive Depots
- Universities and schools
- Commercial premises
- Hotels, Hospitals, Residential

### How VESDA Sensepoint 301C Gas Controller and VESDA Sensepoint 301R Relay Module X8 Works

The VESDA Sensepoint 301C Gas Controller enables centralised configuration and monitoring of VESDA Sensepoint XCL – Large & Micro Bore (Modbus) gas detectors.

The controller connects up to 96 VESDA Sensepoint XCL (Modbus version) detectors and provides 4 programmable relays (alarms, faults) for installations requiring additional relay outputs – additional 16 relay outputs can be provided through the VESDA Sensepoint 301R X8 Relay Module.

## VESDA Sensepoint XCL Products List

### VESDA Sensepoint XCL- Micro Bore ASD System



Xtralis the manufacturer of the market leading VESDA Aspiring Smoke Detection (ASD) technology has developed with its sister company Honeywell Analytics a new concept of aspirated gas detectors. When used with the VESDA-E VEA; VESDA Sensepoint XCL provides early warning of the presence of gases for occupant protection and system monitoring whilst at the same time ensuring protection against fire threats. Through its embedded Bluetooth interface, VESDA Sensepoint XCL detector enables customers to pair the gas detector with their smart device applications to perform installation, commissioning and maintenance. This ensures a faster VESDA Sensepoint XCL installation, rapid configuration, simplicity to operate, and simplified maintenance.

Ordering Codes	Description
<b>XCL-VEA-CO-RA</b>	VESDA Sensepoint XCL CO 300ppm 4-20mA Relay for VEA
<b>XCL-VEA-CO-RM</b>	VESDA Sensepoint XCL CO 300ppm Modbus Relay for VEA
<b>XCL-VEA-CH4-RA</b>	VESDA Sensepoint XCL CH <sub>4</sub> 0-100% LEL 4-20mA Relay for VEA
<b>XCL-VEA-CH4-RM</b>	VESDA Sensepoint XCL CH <sub>4</sub> 0-100% LEL Modbus Relay for VEA
<b>XCL-VEA-H2-RA</b>	VESDA Sensepoint XCL H <sub>2</sub> 1000ppm 4-20mA Relay for VEA
<b>XCL-VEA-H2-RM</b>	VESDA Sensepoint XCL H <sub>2</sub> 1000ppm Modbus Relay for VEA
<b>XCL-VEA-CO2VV-RA</b>	VESDA Sensepoint XCL CO <sub>2</sub> 5% v/v 4-20mA Relay for VEA
<b>XCL-VEA-CO2VV-RM</b>	VESDA Sensepoint XCL CO <sub>2</sub> 5% v/v Modbus Relay for VEA
<b>XCL-VEA-CO2PP-RA</b>	VESDA Sensepoint XCL CO <sub>2</sub> 5000ppm 4-20mA Relay for VEA
<b>XCL-VEA-CO2PP-RM</b>	VESDA Sensepoint XCL CO <sub>2</sub> 5000ppm Modbus Relay for VEA
<b>XCL-VEA-CO-RA-5</b>	5 x VESDA Sensepoint XCL CO 300ppm 4-20mA Relay for VEA
<b>XCL-VEA-CH4-RA-5</b>	5 x VESDA Sensepoint XCL CH <sub>4</sub> 0-100% LEL 4-20mA Relay for VEA
<b>XCL-VEA-H2-RA-5</b>	5 x VESDA Sensepoint XCL H <sub>2</sub> 1000ppm 4-20mA Relay for VEA

#### Approvals:

##### Electrical Safety

- Conforms to EN/UL/IEC61010-1
- Certified to CSA-C22.2 No. 61010- 1-12

##### • CE - EMC

- EN 50270

##### • RADIO

- RED, FCC, BT SIG

##### • OTHERS

- UL2075 (CO and CH<sub>4</sub>), AS 1668.2

**Dimensions:** 113 x 113 x 59 mm (4.4 x 4.4 x 2.3 in)

**Weight:** 500 g (1.1 lb)

### Spare Parts

Part Number	Description
XCL-FILTER	VESDA Sensepoint XCL Replacement Filter - Pack of 10
XCL-VEA-CAL	VESDA Sensepoint XCL Calibration/Flow Cap for VEA
XCL-M20-CG	VESDA Sensepoint XCL Cable Glands - Pack of 10
XCL-VEA-TUB	VESDA Sensepoint XCL Tubing Interface for VEA
XCL-COVER	VESDA Sensepoint XCL Sensor Cover with Gasket
XCL-XRL-SC-CO	VESDA Sensepoint XCL/XRL Replacement Sensor - CO 300ppm

Part Number	Description
XCL-SC-CH4	VESDA Sensepoint XCL Replacement Sensor – CH <sub>4</sub> 0-100% LEL
XCL-XRL-SC-H2	VESDA Sensepoint XCL/XRL Replacement Sensor – H <sub>2</sub> 1000ppm
XCL-SC-CO2VV	VESDA Sensepoint XCL Replacement Sensor - CO <sub>2</sub> 5% v/v
XCL-SC-CO2PP	VESDA Sensepoint XCL Replacement Sensor - CO <sub>2</sub> 5000ppm

## VESDA Sensepoint XCL- Large Bore



VESDA Sensepoint XCL – Large Bore is a gas detection solution that utilizes the ASD pipe network to deliver superior gas detection via multiple hole (multi-point) sampling. The combined solution provides reliable detection of gases for occupant protection and process monitoring whilst simultaneously ensuring protection against fire threats.

The VESDA Sensepoint XCL – Large Bore portfolio has a range of gas sensors that addresses a wide range of applications and through its Bluetooth interface can be paired with a smart device for commissioning and maintenance. The smart device application (Sensepoint App) provides quick access to detector diagnostic information and simplifies detector configuration, calibration and bump testing.

Ordering Codes	Description
<b>XCL-LB-CH4-RA</b>	Flammable (CAT) 20-100% LEL 4-20mA Relay
<b>XCL-LB-CH4-RM</b>	Flammable (CAT) 20-100% LEL Modbus Relay
<b>XCL-LB-O2-RA</b>	Oxygen 25.0% v/v (Fixed) 4-20mA Relay
<b>XCL-LB-O2-RM</b>	Oxygen 25.0% v/v (Fixed) Modbus Relay
<b>XCL-LB-CO-RA</b>	Carbon Monoxide 50 to 1000 ppm 4-20mA Relay
<b>XCL-LB-CO-RM</b>	Carbon Monoxide 50 to 1000 ppm Modbus Relay
<b>XCL-LB-H2-RA</b>	Hydrogen 1000ppm (Fixed) 4-20mA Relay
<b>XCL-LB-H2-RM</b>	Hydrogen 1000ppm (Fixed) Modbus Relay
<b>XCL-LB-H2S-RA</b>	Hydrogen Sulphide 10 to 50 ppm 4-20mA Relay
<b>XCL-LB-H2S-RM</b>	Hydrogen Sulphide 10 to 50 ppm Modbus Relay
<b>XCL-LB-NO2-RA</b>	Nitrogen Dioxide 5 to 50 ppm 4-20mA Relay
<b>XCL-LB-NO2-RM</b>	Nitrogen Dioxide 5 to 50 ppm Modbus Relay
<b>XCL-LB-NH3-RA</b>	Ammonia 50 to 200 ppm 4-20mA Relay
<b>XCL-LB-NH3-RM</b>	Ammonia 50 to 200 ppm Modbus Relay
<b>XCL-LB-CO2PP-RA</b>	Carbon Dioxide 1000 to 5000 ppm 4-20mA Relay
<b>XCL-LB-CO2PP-RM</b>	Carbon Dioxide 1000 to 5000 ppm Modbus Relay
<b>XCL-LB-CO2VV-RA</b>	Carbon Dioxide 1.0 to 5.0% v/v 4-20mA Relay
<b>XCL-LB-CO2VV-RM</b>	Carbon Dioxide 1.0 to 5.0% v/v Modbus Relay

### Approvals:

#### Electrical Safety

- Conforms to EN/UL/IEC61010-1
- Certified to CSA-C22.2 No. 61010- 1-12

#### • CE - EMC

- EN 50270

#### • RADIO

- RED, FCC, BT SIG

#### • OTHERS

- UL2075 (CO and CH<sub>4</sub>), AS 1668.2

**Dimensions:** 113 x 113 x 59 mm (4.4 x 4.4 x 2.3 in)

**Weight:** 500 g (1.1 lb)

## Spare Parts

Part Number	Description
XCL-LB-CAP	Flow Cap
XCL-LB-ELB	60° Elbows – pack of 4
XCL-M20-CG	Cable Glands – pack of 10
XCL-LB-FLT-1	Filter CAT, NH <sub>3</sub> , CO <sub>2</sub> – pack of 10
XCL-LB-FLT-2	Filter CO, O <sub>2</sub> , H <sub>2</sub> S, NO <sub>2</sub> , H <sub>2</sub> – pack of 10
XCL-LB-COV-1	Sensor Cover CAT, NH <sub>3</sub> , CO <sub>2</sub>
XCL-LB-COV-2	Sensor Cover CO, O <sub>2</sub> , H <sub>2</sub> S, NO <sub>2</sub> , H <sub>2</sub>
XCL-SC-O2	Replacement Sensor - O <sub>2</sub> 25% v/v
XCL-SC-NH3	Replacement Sensor - NH <sub>3</sub> 50-200 ppm
XCL-SC-NO2	Replacement Sensor - NO <sub>2</sub> 5-50 ppm
XCL-SC-H2S	Replacement Sensor - H <sub>2</sub> S 10-50 ppm
XCL-XRL-SC-H2	Replacement Sensor - H <sub>2</sub> 1000 ppm
XCL-XRL-SC-CO	Replacement Sensor - CO 50-1000 ppm
XCL-SC-CO2VV	Replacement Sensor - CO <sub>2</sub> 1.0-5.0% v/v
XCL-SC-CO2PP	Replacement Sensor - CO <sub>2</sub> 1000-5000 ppm
XCL-SC-CH4	Replacement Sensor - CH <sub>4</sub> 20-100% LEL

## VESDA Sensepoint Gas Controller and Relay Module Products List

### VESDA Sensepoint 301C Gas Controller



The VESDA Sensepoint 301C Gas Controller enables centralised configuration and continuous monitoring of VESDA Sensepoint XCL – Large & Micro Bore (Modbus) gas detectors.

The controller uses an addressable RS-485 communication protocol, (daisy chain wiring) that connects up to 96 VESDA Sensepoint XCL (Modbus version) detectors, it provides 4 programmable relays (alarms, faults) for VESDA Sensepoint XCL gas detector installations requiring additional relay outputs – additional 16 relay outputs can be provided through the (optional) VESDA Sensepoint 301R Relay Module x8.

The controller offers automatic sensor identification and unique zoning capabilities permitting the grouping of multiple VESDA Sensepoint XCL detectors gas readings giving the flexibility to match the needs of different installations.

Ordering Codes	Description
<b>XCL-301C-CTR</b>	VESDA Sensepoint 301C Gas Controller
<b>Approvals:</b> <ul style="list-style-type: none"> <li>• ANSI/UL 61010-1</li> <li>• CAN/CSA C22.2 No. 61010-1.</li> <li>• IEC 61010-1:2010</li> <li>• ETL 116662</li> <li>• California Title 24, Part 6, and associated administrative regulations In Part 1</li> </ul>	
<b>Dimensions:</b> 280 x 203 x 70 mm (11 x 8 x 2.8 in)	
<b>Weight:</b> 1.1 kg (2.4 lbs)	

### VESDA Sensepoint 301R Relay Module



The VESDA Sensepoint 301R Relay Module X8 connects to the daisy chain network installation (RS-485) and acts as an output to the VESDA Sensepoint 301C Gas Controller.

It provides an extra 8 relays at programmable alarm levels.

Ordering Codes	Description
<b>XCL-301R-RMD</b>	VESDA Sensepoint 301R Relay Module X8
<b>Approvals:</b> <ul style="list-style-type: none"> <li>• UL STD. 1244</li> <li>• AN/CSA C22.2 No 205</li> </ul>	
<b>Dimensions:</b> 244 x203x 57 mm (9.5 x.8 x2.5 in)	
<b>Weight:</b> 1.09 k g (2.4 lb)	



# Xtralis Li-ion Tamer Battery Rack Monitor



The Li-ion Tamer Rack Monitor system is a gas detection solution that enhances the safety of lithium ion batteries installations. It provides an alert to the venting of electrolyte solvent vapours (off-gas phase) that occurs early in the failure mode of li-ion batteries well in advance of smoke detection and traditional LFL gas detectors. The early detection of this event allows proper mitigation steps to be taken to avoid a catastrophic thermal runaway failure.

The Li-ion Tamer Rack Monitoring system is designed to be plug-and-play, easy to install and consists of two primary components, (i) off-gas sensors, (ii) controller.

- Off-gas sensors comprise on-board detection algorithms making them acutely sensitive to lithium-ion battery electrolyte solvent vapours, do not require calibration, are compatible with all forms of lithium-ion battery form factors and chemistries and have a lifetime comparable to a typical lithium-ion battery system.
- Off-gas sensors are connected to the controller that contains proprietary logic to diagnose when and where battery electrolyte vapours venting has occurred. It has digital and Modbus serial outputs that can be used to electrically isolate the battery system and activate the ventilation system.

## Applications

- Any containerized or purpose build lithium-ion battery Energy Storage Systems (ESS)
- Data Centers where reliable power sources are essential
- On-shore and off-shore Marine applications
- Commercial environments where lithium-ion storage is applied

## Xtralis Li-ion Tamer Products List

### Li-ion Tamer Battery Rack Monitor



The Li-ion Tamer Battery Rack Monitor is a safety product specifically designed to detect the potential thermal runaway of lithium-ion batteries. The key to Li-ion Tamer's value proposition is the distributed gas sensing network that provides the earliest warning of battery failure by detecting when a single cell starts venting electrolyte solvent vapours. If Li-ion Tamer off-gas monitoring is paired with proper mitigating actions, thermal runaway can be entirely avoided.

Ordering Codes	Item	Description
<b>LT-SEN-M</b>	OGM, Monitoring Sensor	Mounted on/near Li-ion battery rack to detect off-gas from cells
<b>LT-SEN-R</b>	OGM, Reference sensor	Mounted around the ESS
<b>LT-CTR-C</b>	Combined Controller	Controller with 12 ports for monitoring and 3 ports for reference sensors
<b>LT-ACC-PCL</b>	10' Power Cable	Power cable for all Li-ion Tamer controllers
<b>LT-ACC-DCL</b>	10' Digital Output Cable	Digital output cable for all Li-ion Tamer controllers
<b>LT-ACC-MCL-25, -50, -100</b>	25, 50, 100 (ft) Monitoring Sensor Cable (various lengths)	Shielded RJ45 connector cable used with Monitoring sensors, Black
<b>LT-ACC-RCL-25, -50, -100</b>	25, 50, 100 (ft) Reference Sensor Cable (various lengths)	Shielded RJ45 connector cable used with Reference sensors, Blue
<b>LT-ACC-CCL-1, -3, -25, -50, -100</b>	1, 3, 25, 50, 100 (ft) Controller Daisy Chain Cable (various lengths)	Shielded RJ45 connector cable used to daisy-chain reference network signal to other controllers, Grey
<b>LT-ACC-SCL-MF</b>	6' Male-Female Serial Cable	MODBUS DB9 RS232 cable to connect the serial output to the TCP/IP Adapter or customer interface
<b>LT-ACC-IPA</b>	MODBUS TCP/IP Adapter	Adapter for changing the native MODBUS RTU output from the Li-ion Tamer controller to MODBUS TCP/IP
<b>LT-ACC-RLY</b>	Form C Relay	Standard dry-contact Form C relay
<b>LT-ACC-TST</b>	Li-ion Tamer Puff Test DEC Bottle	A plastic bottle with a small amount of DEC for use during bump testing of sensors
<b>LT-ACC-BKT-PK5</b>	Sensor Mount Kit Spare - 5BKT 10NUT	Sensor Mount Kit Spare – 5x brackets 10x nuts

#### Approvals:

- ETL listed to UL 61010 and CSA 22.2 NO. 61010 for product safety
- EN 61326 for EU Directive (2014/30/EU)
- RoHS 3 EU 2015/863

**Controller's Dimensions:** 210 (W) x 113 (L) x 63 (H))

# FAAST FLEX



## Description

The FLEX Series is part of the Fire Alarm Aspiration Sensing Technology® (FAAST) family. FAAST FLEX provides consistent detection with minimum nuisance alarms to reduce operational costs enabled by improved detection chamber design. The system continuously draws air from the monitored environment through a series of sampling holes to monitor the environment for smoke particulate.

The FAAST FLEX has two channel capability with two high sensitivity smoke sensors in separate chambers (one sensor for each channel).

## How it works

Air is drawn into the FAAST FLEX through a network of air sampling pipes by speed adjustable aspirator. Each pipe inlet has an airflow sensor that monitors airflow changes in the pipe. Inside the FAAST FLEX, a sample of air is filtered and passed into the detection chamber and analysed for the presence of very small amounts of smoke. Air is exhausted from the FAAST FLEX and may be vented back into the protected zone.

## FAAST FLEX Detection Technology

The FAAST FLEX detection technology a LED based light scattering technology. The technology offers high sensitivity IR LED and high gain IR receiver in addition to dual stage mesh filtration for removing dust particles and lint from air sample as well as preventing foreign objects from entering the exhaust.

## Applications

- Warehouse / Logistics (small to medium)
- Cold Storage
- Elevator Shafts
- Ceiling & Underfloor Voids
- Transformer, Electrical & Generator Rooms
- Rest Rooms

## FAAST FLEX Products List

### FAAST FLEX




The FAAST FLEX is an aspirating smoke detector that provides early warning detection using a dedicated high sensitivity smoke sensor. The FAAST FLEX is available as a one channel or two channel detector. Each sensing channel consists of an inlet, a metallic filter, a sensing element and a flow monitoring system. The product has a single aspirator and a single exhaust outlet. The FAAST FLEX is powered by an external 24 VDC power supply. Front panel LEDs indicate power, fault, and alarm status, and fault relays are activated in normal operation, and open in the event of a fault to notify monitoring systems. One General Purpose Input (GPI) is also provided.

The FAAST FLEX is designed to protect an area up to 1600m<sup>2</sup> for 1 channel models and 2000 m<sup>2</sup> for two channel models. The product is designed to be compliant with EN54-20 Class A, B, and C sensitivity requirements.


Ordering Codes	Description
<b>FLX-010</b>	FAAST FLEX 1-pipe Stand-alone
<b>FLX-020</b>	FAAST FLEX 2-pipe Stand-alone
<b>FLX-SP-01</b>	FAAST FLEX Sensing Module
<b>FLX-SP-02</b>	FAAST FLEX Metal Filter (pack of 6)
<b>FLX-SP-03-EN</b>	FAAST FLEX Front Cover (EN)
<b>FLX-SP-03-CH</b>	FAAST FLEX Front Cover (CH)
<b>FLX-SP-04</b>	FAAST FLEX Aspirator
<b>FLX-SP-05-EN</b>	FAAST FLEX Internal Cover Set (EN)
<b>FLX-SP-05-CH</b>	FAAST FLEX Internal Cover Set (CH)
<b>FLX-SP-06</b>	FAAST FLEX Adapter Set
<b>Approvals:</b> VdS, EN 54-20, ISO 7240:20, CE, CCC, ActivFire, PBST, FCC, RED	
<b>Dimensions:</b> 205mm x 280mm x 80.5mm (H x W x D)	
<b>Weight:</b> 1.7 kg (dual channel)	
<b>Area Coverage:</b> <ul style="list-style-type: none"> <li>• Single Chamber: 1,600m<sup>2</sup> (17,200 sq.ft)</li> <li>• Dual Chamber: 2,000m<sup>2</sup> (21,527 sq.ft)</li> </ul>	

# Software

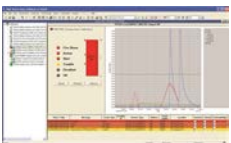
## iVESDA

Software Image	Description
	<p>iVESDA is a downloadable application that can be installed on Android and iOS handheld devices and used to monitor and maintain VESDA-E systems with unprecedented ease. It is also compatible with existing VESDA detectors residing on the same VESDAnet as the VESDA-E devices.</p> <p>iVESDA provides detailed alarm, fault and other status information such as smoke trends, airflow, filter life, as well as viewing of important configuration parameters such as pipes in use and smoke alarm thresholds.</p> <p><b>Ordering Info:</b> Downloadable from GooglePlay store and Apple store.</p>
<b>Supported Products</b>	<ul style="list-style-type: none"> <li>• VESDA-E VEU</li> <li>• VESDA-E VEA</li> <li>• VESDA-E VEP</li> <li>• VESDA-E VES</li> <li>• VESDA VLP</li> <li>• VESDA VLS</li> <li>• VESDA VLC</li> <li>• VESDA VLF</li> <li>• VESDA VLI</li> </ul>


## ASPIRE

Software Image	Description		
	<p>ASPIRE is a Windows®-based application that aids the specification and design of pipe networks for VESDA and ICAM air sampling smoke detectors. It provides the designer with tools to speed the design process and ensure optimum network performance and installation quality.</p> <p><b>Ordering Info:</b> ASPIRE is available for download from <a href="http://www.xtralis.com">www.xtralis.com</a>.</p>		
<b>Supported Products</b>	<table border="0"> <tr> <td style="vertical-align: top;"> <p><b>VESDA-E</b></p> <ul style="list-style-type: none"> <li>• VESDA-E VEU</li> <li>• VESDA-E VEP</li> <li>• VESDA-E VES</li> </ul> <p><b>VESDA</b></p> <ul style="list-style-type: none"> <li>• VESDA Sensepoint XCL</li> <li>• VESDA VLP</li> <li>• VESDA VLF-250</li> <li>• VESDA VLF-500</li> <li>• VESDA VLI</li> <li>• VESDA VLP</li> <li>• VESDA VLS</li> </ul> </td><td style="vertical-align: top;"> <p><b>ICAM</b></p> <ul style="list-style-type: none"> <li>• IFT-P</li> </ul> <p><b>FAAST FLEX</b></p> </td></tr> </table>	<p><b>VESDA-E</b></p> <ul style="list-style-type: none"> <li>• VESDA-E VEU</li> <li>• VESDA-E VEP</li> <li>• VESDA-E VES</li> </ul> <p><b>VESDA</b></p> <ul style="list-style-type: none"> <li>• VESDA Sensepoint XCL</li> <li>• VESDA VLP</li> <li>• VESDA VLF-250</li> <li>• VESDA VLF-500</li> <li>• VESDA VLI</li> <li>• VESDA VLP</li> <li>• VESDA VLS</li> </ul>	<p><b>ICAM</b></p> <ul style="list-style-type: none"> <li>• IFT-P</li> </ul> <p><b>FAAST FLEX</b></p>
<p><b>VESDA-E</b></p> <ul style="list-style-type: none"> <li>• VESDA-E VEU</li> <li>• VESDA-E VEP</li> <li>• VESDA-E VES</li> </ul> <p><b>VESDA</b></p> <ul style="list-style-type: none"> <li>• VESDA Sensepoint XCL</li> <li>• VESDA VLP</li> <li>• VESDA VLF-250</li> <li>• VESDA VLF-500</li> <li>• VESDA VLI</li> <li>• VESDA VLP</li> <li>• VESDA VLS</li> </ul>	<p><b>ICAM</b></p> <ul style="list-style-type: none"> <li>• IFT-P</li> </ul> <p><b>FAAST FLEX</b></p>		

## Xtralis VSC

Software Image	Description
	<p>Xtralis VSC configures, commissions and maintains a range of Xtralis fire and gas detection systems including VESDA and ICAM smoke and gas detectors and ancillary devices. Xtralis VSC can configure a single Xtralis device or your entire Xtralis system.</p> <p><b>Ordering Code:</b> VSW-100</p>
<b>Supported Products</b>	<div> <div> <b>MODBUS</b> <ul style="list-style-type: none"> <li>• VESDA Sensepoint XCL</li> <li>• VESDA ECO</li> <li>• IFT-P</li> <li>• Sector</li> <li>• VLW-008 2.19.00 - 3.00.405</li> </ul> </div> <div> <b>VESDAlink</b> <ul style="list-style-type: none"> <li>• VESDA VLC LP Phase 1</li> <li>• VESDA VLC Ro Phase 1</li> <li>• VESDA VLC Simplex Phase 2</li> <li>• VESDA VLC 800-MX Phase 2</li> <li>• VESDA VLC ESSER Phase 2</li> <li>• VESDA VLC AP Phase 2</li> </ul> </div> <div> <b>VESDAnet</b> <ul style="list-style-type: none"> <li>• VESDA VLP</li> <li>• VESDA VLS</li> <li>• VESDA VLC</li> <li>• VESDA VLF</li> <li>• VESDA VLC</li> <li>• VESDA VLS</li> <li>• VESDA VLI</li> <li>• VESDA-E VEU</li> <li>• VESDA-E VEP</li> <li>• VESDA-E VEA</li> <li>• VESDA-E VES</li> <li>• Remote Relay</li> <li>• VESDA Display</li> <li>• System Relay Module</li> <li>• VLS Remote Relay</li> <li>• VLS Display</li> <li>• VESDA Programmer</li> <li>• VESDA Sliding Windows HLI</li> <li>• VESDA Stop-and-go HLI</li> <li>• VESDA Open protocol HLI</li> <li>• VESDA Sliding Windows HLI with Dial Out</li> <li>• Analog Output Module</li> <li>• VESDA ModBus HLI</li> <li>• VESDA Access HLI</li> <li>• VESDA MODBUS3 HLI</li> </ul> </div> <div> <b>VESDAtalk</b> <ul style="list-style-type: none"> <li>• VESDA VLF</li> <li>• VESDAnet Card</li> <li>• Multifunction 020 Control Card</li> <li>• Multifunction 030 Control Card</li> </ul> </div> </div>

## Xtralis VSM4













Software Image	Description																																																										
	<p>Xtralis VSM4 provides full and comprehensive integration of your VESDA and ICAM smoke and gas detection systems.</p> <p>Note: To correctly specify (order) the Xtralis VSM4 product, the following must be taken into consideration for each particular Xtralis VSM4 application.</p> <ol style="list-style-type: none"> <li>1. What are the total number of Monitoring PC's. 1 Primary PC is the minimum.</li> <li>2. Are there any Text to Speech requirements</li> <li>3. What are the total number of VESDAnets to be monitored</li> <li>4. What are the total number of VESDA detectors on the VESDAnets to be monitored</li> <li>5. What are the total number of "Direct Connect" VESDA detectors.</li> </ol> <p><b>Ordering Info:</b> Xtralis VSM4 is available for download from <a href="http://www.xtralis.com">www.xtralis.com</a>.</p>																																																										
	<table> <thead> <tr> <th>Ordering Code</th><th>Description</th></tr> </thead> <tbody> <tr><td>VSW-206</td><td>First PC License</td></tr> <tr><td>VSW-216</td><td>Additional PC License PC</td></tr> <tr><td>VSW-226</td><td>VSM Primary PC (upgrade from VSM3)</td></tr> <tr><td>VSW-346</td><td>VESDAnet network Connection</td></tr> <tr><td>VSW-356</td><td>VESDAnet Detector Connection per detector</td></tr> <tr><td>VSW-366</td><td>VESDAtalk / VESDALink Detector Connection</td></tr> <tr><td>VSW-427-001</td><td>Connection tokens lic (1-20)</td></tr> <tr><td>VSW-427-002</td><td>Connection tokens lic (21-100)</td></tr> <tr><td>VSW-427-003</td><td>Connection token lic (101-1000)</td></tr> <tr><td>VSW-427-004</td><td>Connection token lic (&gt;1000)</td></tr> <tr><td>VSW-500</td><td>T2S - Eng-Aust (Karen)</td></tr> <tr><td>VSW-501</td><td>Text to Speech (Add voice message)</td></tr> <tr><td>VSW-502</td><td>Text to Speech - English</td></tr> <tr><td>VSW-503</td><td>Text to Speech- Chin-Cant (Sin-Ji)</td></tr> <tr><td>VSW-504</td><td>Text to Speech - Chin-Mand (Mei-Ling)</td></tr> <tr><td>VSW-505</td><td>Text to Speech - Fr-Fr (Virginie)</td></tr> <tr><td>VSW-506</td><td>Text to Speech - Ger-Ger (Steffi)</td></tr> <tr><td>VSW-507</td><td>Text to Speech - Kor-Kor (Narae)</td></tr> <tr><td>VSW-508</td><td>Text to Speech - Span-Cast (Isabel)</td></tr> <tr><td>VSW-509</td><td>Text to Speech - Ita-Ita (Sylvia)</td></tr> <tr><td>VSW-510</td><td>Text to Speech - Rus-Rus (Katerina)</td></tr> <tr><td>VSW-517</td><td>Text to Speech - English-American</td></tr> <tr><td>VSW-527</td><td>Text to Speech - English-British</td></tr> <tr><td>VSW-537</td><td>Text to Speech - Korean + English</td></tr> <tr><td>VSW-547</td><td>Text to Speech - Spanish + English</td></tr> <tr><td>VSW-557</td><td>Text to Speech - Mandarin + English</td></tr> <tr><td>VSW-600</td><td>Remote Notification - Email Support (Per PC)</td></tr> <tr><td>VSW-356</td><td>VESDA ECO / VESDA Sensepoint XCL Detector network connection - One required per monitored detector</td></tr> </tbody> </table>	Ordering Code	Description	VSW-206	First PC License	VSW-216	Additional PC License PC	VSW-226	VSM Primary PC (upgrade from VSM3)	VSW-346	VESDAnet network Connection	VSW-356	VESDAnet Detector Connection per detector	VSW-366	VESDAtalk / VESDALink Detector Connection	VSW-427-001	Connection tokens lic (1-20)	VSW-427-002	Connection tokens lic (21-100)	VSW-427-003	Connection token lic (101-1000)	VSW-427-004	Connection token lic (>1000)	VSW-500	T2S - Eng-Aust (Karen)	VSW-501	Text to Speech (Add voice message)	VSW-502	Text to Speech - English	VSW-503	Text to Speech- Chin-Cant (Sin-Ji)	VSW-504	Text to Speech - Chin-Mand (Mei-Ling)	VSW-505	Text to Speech - Fr-Fr (Virginie)	VSW-506	Text to Speech - Ger-Ger (Steffi)	VSW-507	Text to Speech - Kor-Kor (Narae)	VSW-508	Text to Speech - Span-Cast (Isabel)	VSW-509	Text to Speech - Ita-Ita (Sylvia)	VSW-510	Text to Speech - Rus-Rus (Katerina)	VSW-517	Text to Speech - English-American	VSW-527	Text to Speech - English-British	VSW-537	Text to Speech - Korean + English	VSW-547	Text to Speech - Spanish + English	VSW-557	Text to Speech - Mandarin + English	VSW-600	Remote Notification - Email Support (Per PC)	VSW-356	VESDA ECO / VESDA Sensepoint XCL Detector network connection - One required per monitored detector
Ordering Code	Description																																																										
VSW-206	First PC License																																																										
VSW-216	Additional PC License PC																																																										
VSW-226	VSM Primary PC (upgrade from VSM3)																																																										
VSW-346	VESDAnet network Connection																																																										
VSW-356	VESDAnet Detector Connection per detector																																																										
VSW-366	VESDAtalk / VESDALink Detector Connection																																																										
VSW-427-001	Connection tokens lic (1-20)																																																										
VSW-427-002	Connection tokens lic (21-100)																																																										
VSW-427-003	Connection token lic (101-1000)																																																										
VSW-427-004	Connection token lic (>1000)																																																										
VSW-500	T2S - Eng-Aust (Karen)																																																										
VSW-501	Text to Speech (Add voice message)																																																										
VSW-502	Text to Speech - English																																																										
VSW-503	Text to Speech- Chin-Cant (Sin-Ji)																																																										
VSW-504	Text to Speech - Chin-Mand (Mei-Ling)																																																										
VSW-505	Text to Speech - Fr-Fr (Virginie)																																																										
VSW-506	Text to Speech - Ger-Ger (Steffi)																																																										
VSW-507	Text to Speech - Kor-Kor (Narae)																																																										
VSW-508	Text to Speech - Span-Cast (Isabel)																																																										
VSW-509	Text to Speech - Ita-Ita (Sylvia)																																																										
VSW-510	Text to Speech - Rus-Rus (Katerina)																																																										
VSW-517	Text to Speech - English-American																																																										
VSW-527	Text to Speech - English-British																																																										
VSW-537	Text to Speech - Korean + English																																																										
VSW-547	Text to Speech - Spanish + English																																																										
VSW-557	Text to Speech - Mandarin + English																																																										
VSW-600	Remote Notification - Email Support (Per PC)																																																										
VSW-356	VESDA ECO / VESDA Sensepoint XCL Detector network connection - One required per monitored detector																																																										

Software Image	Description
<b>Supported Products</b>	<div> <b>MODBUS</b> <ul style="list-style-type: none"> <li>• VESDA Sensepoint XCL</li> <li>• VESDA ECO</li> <li>• IFT-P</li> <li>• Sector</li> <li>• VLW-008 2.19.00 - 3.00.405</li> </ul> </div> <div> <b>VESDAlink</b> <ul style="list-style-type: none"> <li>• VESDA VLC LP Phase 1</li> <li>• VESDA VLC Ro Phase 1</li> <li>• VESDA VLC Simplex Phase 2</li> <li>• VESDA VLC 800-MX Phase 2</li> <li>• VESDA VLC ESSER Phase 2</li> <li>• VESDA VLC AP Phase 2</li> </ul> </div> <div> <b>VESDAnet</b> <ul style="list-style-type: none"> <li>• VESDA VLP</li> <li>• VESDA VLS</li> <li>• VESDA VLC</li> <li>• VESDA VLF</li> <li>• VESDA VLC</li> <li>• VESDA VLS</li> <li>• VESDA VLI</li> <li>• VESDA-E VEA</li> <li>• VESDA-E VEU</li> <li>• VESDA-E VEP</li> <li>• VESDA-E VES</li> <li>• Remote Relay</li> <li>• VESDA Display</li> <li>• System Relay Module</li> <li>• VLS Remote Relay</li> <li>• VLS Display</li> <li>• VESDA Programmer</li> <li>• VESDA Sliding Windows HLI</li> <li>• VESDA Stop-and-go HLI</li> <li>• VESDA Open protocol HLI</li> <li>• VESDA Sliding Windows HLI with Dial Out</li> <li>• Analog Output Module</li> <li>• VESDA ModBus HLI</li> <li>• VESDA Access HLI</li> <li>• VESDA MODBUS3 HLI</li> </ul> </div> <div> <b>VESDAtalk</b> <ul style="list-style-type: none"> <li>• VESDA VLF</li> <li>• VESDAnet Card</li> <li>• Multifunction 020 Control Card</li> <li>• Multifunction 030 Control Card</li> </ul> </div>















## Pipes and Fittings






Product Image	Ordering Code	Country	Description
	PIP-013		Pipe Ties
	059-001		Flush Sampling Point Kit (c/w 2 m of 10 mm OD tube, trunk adaptor, point and decal)
	059-007		Conical Sampling Point Kit (c/w 2 m of 10 mm OD tube, trunk adaptor, point and decal)
	E700-SP	ANZ, US	Sampling point for Capillary tube end
	PIP-015		Flush Sample Point Head only (for 10 mm OD tube)
	PIP-018		25 mm red ABS Air Sampling Test Point
	PIP-019		25 mm Inline Expansion Socket 100 mm
	PIP-020		25 mm Intumescent 2hr Fire Collar
	PIP-021-G		25mm Flexible 1m Long Bend (grey)
	PIP-026-G		25mm Flexible Connector 30cm (grey)
	02-WT-01		25 mm Red ABS Self Draining Water Trap

Product Image	Ordering Code	Country	Description
	PIP-021		25 mm flexible 1m long bend
	PIP-022		25 mm to 3/8BSP Female Air Line Adaptor
	PIP-023		25 mm 2 Way Ball Valve
	PIP-024		25 mm Large Check Valve (blow out valve)
	PIP-025		25 mm x 12" Condensation Valve Trap with Ball Valve
	PIP-026		25 mm Flexible Connector 30cm
	PIP-027		Air Sampling Test Point with Cap
	PIP-028		M6 Nut (for fitting clip to the end of threaded rod)
	PIP-029		M8 Nut (for fitting clip to the end of threaded rod)
	PIP-030		M6 Rod Adaptor (for fitting clip to side of rod)
	PIP-031		M8 Rod Adaptor (for fitting clip to side of rod)
	PIP-032		M6 Raw Plug Adaptor (for fixing clip to wall)

Product Image	Ordering Code	Country	Description
	PIP-033		25 mm Sight Glass with Condensation Drain
	PIP-034		25 mm/10mm Compression Adaptor
	PIP-035		25 mm/10mm Compression Adaptor Tee (for 2 capillary tubes)
	10-PKIT-15		Pipe Kits comprising of: <ul style="list-style-type: none"> <li>• Red 25 mm ABS Pipe 3-m length (Pack of 5 x 1)</li> <li>• Red 25 mm ABS Plain Socket (Pack of 10 x 2)</li> <li>• Red 25 mm 90° Slow Radius Bends (Pack of 10 x 1)</li> <li>• Red 25 mm 45° Elbow (Pack of 10 x 1)</li> <li>• Red 25 mm ABS Plain End Cap (Pack of 10 x 1)</li> <li>• Red ABS Pipe Clips (Pack of 20 x 1)</li> <li>• ABS Solvent Cement 250ml (each x 1)</li> <li>• Wrap around sample point labels (Roll of 100 x 1)</li> </ul>
	10-PKIT-30		Pipe Kits comprising of: <ul style="list-style-type: none"> <li>• Red 25 mm ABS Pipe 3-m length (Pack of 10 x 1)</li> <li>• Red 25 mm ABS Plain Socket (Pack of 10 x 3)</li> <li>• Red 25 mm 90° Slow Radius Bends (Pack of 10 x 1)</li> <li>• Red 25 mm 45° Elbow (Pack of 10 x 1)</li> <li>• Red 25 mm ABS Plain End Cap (Pack of 10 x 1)</li> <li>• Red ABS Pipe Clips (Pack of 20 x 2)</li> <li>• ABS Solvent Cement 250ml (each x 1)</li> <li>• Wrap around sample point labels (Roll of 100 x 1)</li> </ul>
	10-PKIT-60		Pipe Kits comprising of: <ul style="list-style-type: none"> <li>• Red 25 mm ABS Pipe 3m length (Pack of 20 x 1)</li> <li>• Red 25 mm ABS Plain Socket (Pack of 10 x 4)</li> <li>• Red 25 mm 90° Slow Radius Bends (Pack of 10 x 1)</li> <li>• Red 25 mm 45° Elbow (Pack of 10 x 1)</li> <li>• Red 25 mm ABS Plain End Cap (Pack of 10 x 1)</li> <li>• Red ABS Pipe Clips (Pack of 20 x 3)</li> <li>• ABS Solvent Cement 250ml (each x 1)</li> <li>• Wrap around sample point labels (Roll of 100 x 1)</li> </ul>
	222-059		Discreet end cap for 10 mm OD tube (Clear)
	221-036		10 mm OD Natural Capillary Pipe
	128-014-XTR		Label - Sampling Point

Product Image	Ordering Code	Country	Description
	128-015		VESDA sampling pipe labels (100 per roll)
	VSP-860	ANZ	Refrigerated Storage sampling Kit
	VSP-870	ANZ	In-Line Flow Restrictor Assembly
	VSP-871		Flow Restrictor Disc (pack of 10)
	VSP-877		Flush Mount Sampling Point
	VSP-877-B		Flush Mount Sampling Point (Black)
	VSP-877-G		Flush Mount Sampling Point (Grey)
	VSP-878		Push-in Connect Adaptor Kit for 1/2" capillary tubing
	E700-SPLR-DCL		VESDA sampling point wrap around labels (200 per roll)
	E700-TUBE		Polyethylene tubing, black. 1/2" OD x 3/8" ID, FPE rated
	TUBING-250		Polyethylene tubing, black. 1/2" OD x 3/8" ID, FPE rated
	E700-CAP KIT		Plastic connector kit for miniature sampling point and capillary tube arrangement. Includes (1) Male connector, (1/2" thread x 1/2" OD Compression) and (1) Female Connector, (1/2" OD Compression)
	CAP-KIT		Brass connector kit for miniature sampling point and capillary tube arrangement. Includes (1) Male connector, (1/2" thread x 1/2" OD Compression) and (1) Female Connector, (1/2" OD Compression)
	E700-SPLR		Miniature sampling point label, round style, red
	E700-SPLG		Miniature sampling point label, round style, grey



Product Image	Ordering Code	Country	Description
	E700-SP-DCL-PNT		Round style point labels, white
	E700-SP-DCL-PIPE		Sampling pipe labels. Sold in roll quantity of 35.
	E700-SP-DCL		Sampling Point Decal, wrap around style (200 per roll). Place center area over sampling point and wrap decal around diameter of pipe.
	E700-SRB-SH		Mounting Base for sprinkler sampling point. Sprinkler head to be bought separately from Tyco.
	E700-CSC	ANZ	Capillary Sampling Connector for Capillary tubes
	E700-CT	ANZ	Capillary tube 5.2mm ID 8mm OD per metre
	E700-EC	ANZ	End Cap
	E700-LB	ANZ	Large Radius bend (150mm)
	E700-PC	ANZ	Pipe Clip single point fix
	E700-PJ	ANZ	Pipe junction fitting
	E700-SB	ANZ	Small Radius bend (90mm)
	E700-T	ANZ	Pipe 25mm Tee Junction
	E700-TA	ANZ	Trunk Adaptor for capillary tubes

Product Image	Ordering Code	Country	Description
	VSP-610		Tamper Proof Sampling Point Metric measurements
	VSP-620-01		Tamper Proof Sampling Point, 6 mm capillary
	VSP-620-02		Tamper Proof Sampling Point, 8 mm capillary
	VSP-620-03		Tamper Proof Sampling Point, 10 mm capillary
	VT-Tube-500		1/4" UL Listed Flame Retardant microbore tubing for use with VFT-15 detector (500 ft)
	VT-Tube-1000		1/4" UL Listed Flame Retardant microbore tubing for use with VFT-15 detector (1000 ft)
	02-3000-06		Stainless Steel Sampling Point (6 mm)
	02-3000-08		Stainless Steel Sampling Point (8mm)
	02-2002-01P		Straight Union for microbore 1/4" (6mm) tube
	02-2003-01P		Tee Union for microbore 6 mm Tube (pack of 10)



## Test and Commissioning Tools

Xtralis Test Transformer VTT-10000 is a tool used to test very early warning aspirated smoke detection equipment. It is used with VESDA-E, VESDA and ICAM.



### Test Transformer

Product Image	Ordering Code	Description
	VTT-10000-AUS	VESDA Test Transformer (Wire Burner) Previously known as the Hot Wire Test. This power supply unit is used to test VESDA-E, VESDA and ICAM equipment. A timer is incorporated to provide a selectable burn period of up to 3 minutes.
	251-001	Smoke Test Wire

### Smoke Pen

Product Image	Ordering Code	Description
	VSP-810	Smoke Pen with 6 wicks
	VSP-811	Refill pack of 6 wicks

### General Tools

Product Image	Ordering Code	Description
	251-003	Smoke Pellets
	VSP-950	Test point pipe labels

# Location

Location		Contact Numbers	Location		Contact Numbers
Greater China					
Beijing, China		Tel: +86 10 5669 7101 Fax: +86 10 5756 0508	Hong Kong		Tel: +852 2331 9133 Fax: +852 2331 9998
Shanghai, China		Tel: +86 21 8038 6800 Fax: +86 21 6024 6074	Taipei		Tel: +886 2 2956 9986, 8213 Fax: +886 2 2956 3680
Asia and Pacific Regions (APAC)					
Australia 4 North Drive, Virginia Park 236-262 East Boundary Road Bentleigh East VIC 3165		Tel: +61 (0) 3 9936 7000 Fax: +61 (0) 3 9936 7201	Seoul, South Korea		Tel: +82 10 8688 1398 Fax: +82 2 553 8832
Singapore		Tel (Sales): +65 6714 6999 Tel (Tech): +65 6714 6832			
India					
New Delhi, India		Tel: +91 98108 81638	Other India Regions		Tel: +91 124 4975000 Tel: +91 9910741133



## Technical Support

Country	Type of Support	Contact Details
<b>Global</b>	Website Support	<a href="mailto:webmaster@xtralis.com">webmaster@xtralis.com</a>
<b>Americas</b>	General Customer Service Inquiries	Tel: (800) 229-4434 <a href="mailto:customerservice@xtralis.com">customerservice@xtralis.com</a>
	Technical Support	Tel: (800) 229-4434 <a href="mailto:support-vesda@xtralis.com">support-vesda@xtralis.com</a>
	Service Center for Returns/Repairs	<a href="mailto:support-vesda@xtralis.com">support-vesda@xtralis.com</a>
<b>Asia Pacific</b>	VESDA	Tel: +61 468 512 943 <a href="mailto:DL-HBT-HSF-APAC-VESDA-TECHSUPPORT@HoneywellProd.onmicrosoft.com">DL-HBT-HSF-APAC-VESDA-TECHSUPPORT@HoneywellProd.onmicrosoft.com</a>
	Service Center for Returns/Repairs	<a href="mailto:service.apac@xtralis.com">service.apac@xtralis.com</a>
<b>China</b>		Tel: +86 139 1032 9743 <a href="mailto:David.zhou@xtralis.com">David.zhou@xtralis.com</a>
<b>Europe, Middle East &amp; Africa</b>	Tech Support & Service Center for Returns/Repairs	Tel: +44 (0) 1442 242330 <a href="mailto:EMEA-Fire-Support@xtralis.com">EMEA-Fire-Support@xtralis.com</a>



## ABOUT XTRALIS

---



Xtralis is a leading global provider of powerful solutions for very early & reliable detection of smoke, fire, and gas threats. Our technologies prevent disasters by giving users time to respond before life, critical infrastructure or business continuity is compromised.

We protect highly-valuable and irreplaceable assets and infrastructure belonging to the world's top governments and businesses.

**To learn more, please visit us at [www.xtralis.com](http://www.xtralis.com)**