



## 4K HDMI 2.0 Splitter

Item ref: 128.845UK

User Manual

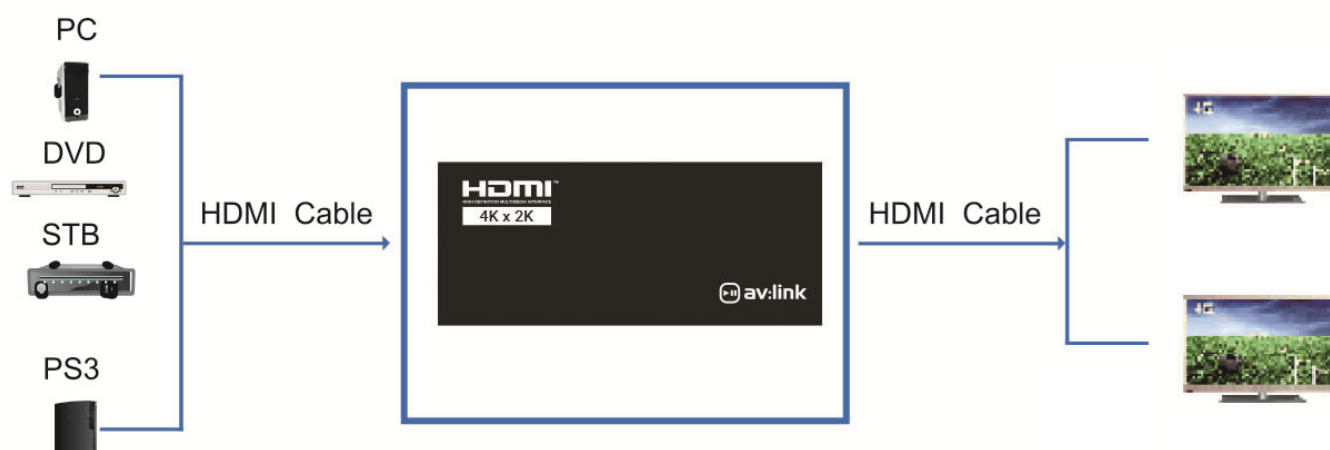
Slimline 4K HDMI splitter to easily connect a single HDMI source to 2 displays at the same time. This updated version will support HDMI v2.0 which is compatible with the latest 4K digital TV boxes producing 3840 x 2160 @ 60Hz resolution.

- Supports HDMI v2.0 resolutions up to 3840 x 2160 @ 60Hz for compatibility with the latest 4K digital TV boxes
- Simple connection and installation
- Sleek design with tough metal chassis
- Gold plated HDMI connectors for optimum signal transfer
- Supports DTS-HD, Dolby True, DTS, Dolby-AC3 and DSD audio formats
- Ideal for entertainment, hospitality and other commercial venues requiring multiple display feeds from a single HDMI source

### Technical specifications:

HDMI version	2.0b
Video resolution	Up to 3840 x 2160 @ 60Hz
Display colours	8/10/12bit deep colour
Audio format	DTS-HD, Dolby True, DTS, Dolby-AC3 and DSD
HDCP version	2.2
Max. bandwidth	600 MHz
Max. baud rate	18Gbps
Max. working current	450mA
Transmission distance	35m max 4K @ 30Hz and FHD or 10m max 4K @ 60Hz
Power supply	Input: AC (50Hz, 60Hz) 100-240V, Output: DC5V/1A
Dimensions	128 x 53 x 23.5mm
Weight	139g

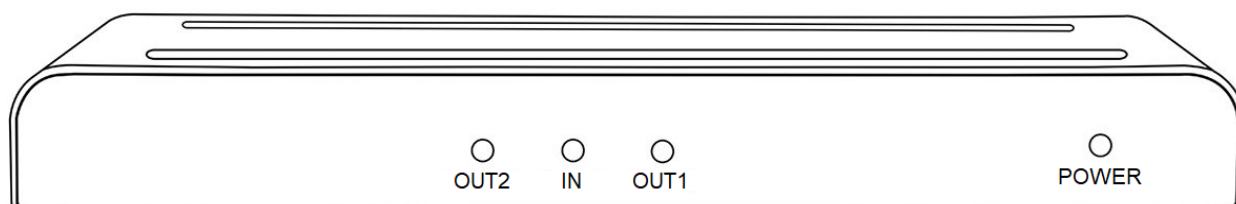
### Application diagram:



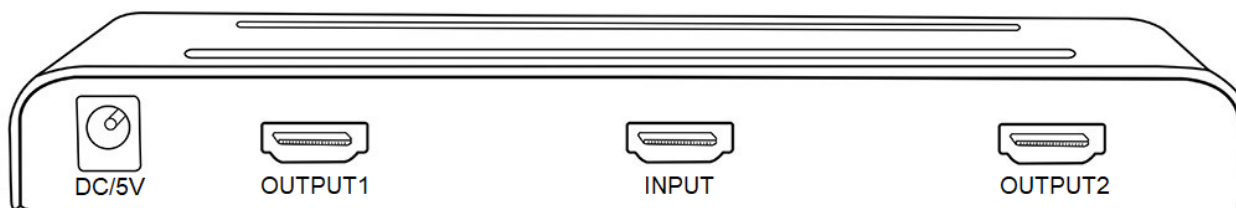
## Connection instructions:

- Using an HDMI lead of the required length connect the output of the source device to the input of the splitter. **NOTE:** to maintain 4K resolution, always use 4K certified HDMI leads.
- Using HDMI leads of the required length connect the outputs of the splitter to the inputs of the display devices. **NOTE:** 35m maximum combined cable length for 4K@30Hz or FHD signals and 10m maximum combined cable length for 4K@60Hz signals.
- Connect the 5V power adaptor (supplied) to the splitter; plug into a mains outlet and switch on.
- Blue LEDs on the front of the splitter will illuminate when the source and display devices are connected and powered on.

## Front view:



## Back view:



## In the box:

1. HDMI Splitter 1x2
2. 5V DC Power Adaptor
3. User Manual

## Warning:

- For reasons of electrical safety, this device must never be immersed in water, exposed to damp conditions or excessive force.
- Do not use this device if you find that it is damaged in any way.
- Only use the power supply provided by the manufacturer.
- When not in use for long periods, disconnect the power supply from the mains.
- Do not attempt to repair this device or take apart under any circumstances, as this will invalidate your warranty.



This product is classed as Electrical or Electronic equipment and should not be disposed with other household or commercial waste at the end of its useful life. The goods must be disposed of according to your local council guidelines.

## Errors and omissions excepted.

Copyright© 2022 AVSL Group Ltd, Unit 2 Bridgewater Park,  
Taylor Road, Trafford Park, Manchester. M41 7JQ.

AVSL (Europe) Ltd, Unit 3D North Point House,  
North Point Bus. Park, New Mallow Road, Cork, Ireland.