

**Honeywell Home**



## **Make the home a safer space**

With Honeywell Home heat, smoke and  
CO alarms by Resideo

# Make the home a safer space

## Heat, smoke and CO alarms

Many dangers in the house are hard to detect before it's too late. Domestic fires and carbon monoxide poisoning are amongst them. Installing an appropriate alarm, in the right place, could save your customers' lives.



Our range of heat, smoke and CO alarms are designed for all types of home, including leisure accommodation, guest houses and caravans.

## Heat and smoke alarms



R200S-1  
Smoke



R200S-N1  
Smoke  
(interconnected)



R200H-N1  
Heat  
(interconnected)



R200ST-N1  
Heat and smoke  
(interconnected)

## CO alarms



R200C-1  
CO



R200C-N1  
CO  
(interconnected)

## One-Go-All-Go technology


The alarms offer even more protection when they work together. The range of interconnected alarms can be wirelessly linked to each other, so when one alarm goes off, they all go, maximising the alert in the event of an activation.

- No need for optional wireless module, as all alarms have modules built in
- Easy to create a connected home (up to 12 alarms interconnected)
- High-reliability alarm system for customers who look for advanced safety features
- Ideal for houses, apartments, and caravans where several alarms are needed

# Heat and smoke alarms

Improved safety standards and new regulations (especially around the installation of smoke alarms) have greatly reduced the consequences of domestic fires, but faulty wiring, unattended cooking and smoking remain the most common causes. Both the EU and UK governments recommend fireproof household materials, appliances and furniture in homes; these generate a lot less smoke than standard materials, which leads to smoke detectors taking longer to trigger.

Fires can also break out at night, making reliable detectors and alarms essential, to alert homeowners when they're less likely to notice danger themselves.



## Key features



Thermal sensor (for heat alarm)



10-year battery life



Ceiling or wall mounting



Wireless interconnection



Interconnected up to 12 devices

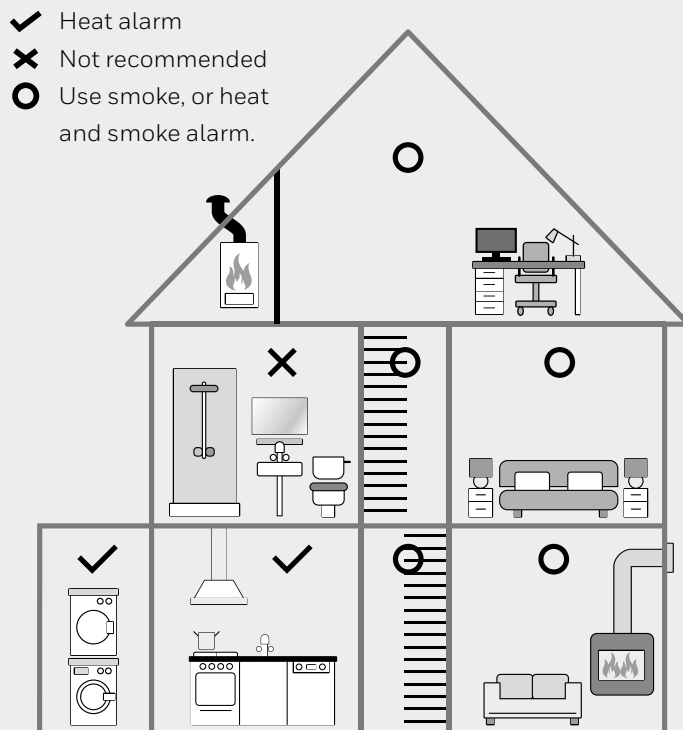


Automatic self-test

## Where should I install an alarm?

Detailed installation instructions are in the manual included with every Honeywell Home smoke and heat alarm. The way fire and smoke spread around the house means not every space is suitable for a smoke alarm. In some areas – such as kitchens – installing a smoke alarm may result in false alarms. Instead, install a heat alarm where dust collects easily, or where smoke is often present during cooking or smoking. The alarm can be installed by professionals or homeowners.

The combined heat and smoke alarm offers your customers an extra safety measure, as it pre-warns of any abnormal increase in temperature.



## Product specifications



Alarms	R200S-1	R200S-N1	R200H-N1	R200ST-N1
Device	Smoke	Smoke	Heat	Heat and Smoke
Interconnected	No (0)	Yes (12)	Yes (12)	Yes (12)
Battery life (non-replaceable)	10 years	10 years	10 years	10 years
Tamper-proof	Yes	Yes	Yes	Yes
One-go-all-go	No	Yes	Yes	Yes
RF distance	N/A	100 m	100 m	100 m
RF frequency	N/A	868 MHz	868 MHz	868 MHz
Warranty	10 years	10 years	10 years	10 years

# CO alarms

All fuel-burning appliances can cause carbon monoxide (CO) poisoning in the home, with potentially fatal consequences. Gas ovens and boilers, open fires, BBQs and car exhausts can all pose a serious CO risk.

Everyone is at risk of CO poisoning in the home, but children, the elderly, and pets are particularly vulnerable. Installing a Honeywell Home CO alarm alongside fuel-burning appliances can significantly lower that risk.

But homeowners are not only at risk from faulty or older appliances. Temporary environmental conditions can mean that even homes with brand-new, high-quality appliances can have excessive levels of CO.

Thanks to its high-precision sensor, the alarm sends out a signal as soon as dangerous levels of CO are identified in the room.

The CO alarm is battery operated and easy to fit – either as wall or ceiling mounted – with a low-power chip that helps it last for 10 years in standby mode.



**CO is hard to detect without an alarm, because it is ...**



**Invisible**



**Odourless**



**Tasteless**

## Key features



10-year lifespan



End-of-life signal



Super-slim design



Audible and visual red 'ALARM' text for the deaf and hearing-impaired



Hush mode/mute



Fault hush for low battery



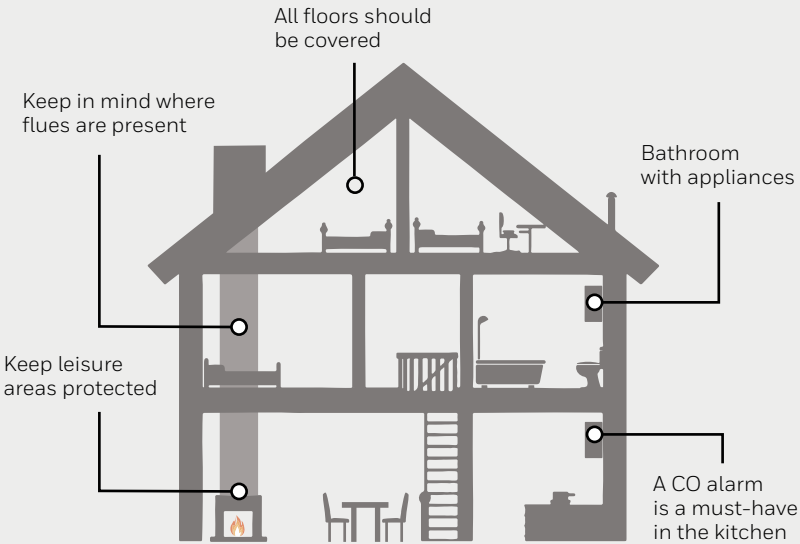
Tamper-proof

Easy to install

Detailed installation instructions are in the manual included with every Honeywell Home CO alarm. Because CO has a slightly lower density than air, and so tends to accumulate near the ceiling, we recommend placement on the ceiling. Ideally, an alarm should be fitted in every room containing a fuel-burning appliance. The alarm can be installed by professionals or homeowners.

When servicing or installing a boiler, note whether an adjacent CO alarm has already been installed. If not, you should suggest fitting one to make the property safer.\*


\*Full recommendations can be found in EN50292, a guide on selection, installation, use and maintenance of residential CO alarms.



Product specifications



Alarms	R200C-1	R200C-N1
Device	CO	Interconnected CO
Interconnected	No (0)	Yes (12)
Battery life (non-replaceable)	10 years	10 years
Tamper-proof	Yes	Yes
IP	IP44	IP44
One-go-all-go	No	Yes
RF distance	N/A	100 m
RF frequency	N/A	868 MHz
Warranty	10 years	10 years



# Make the home a safer space

Honeywell Home heat, smoke and CO alarms give your customers peace of mind over their safety, and confidence the products will protect them from the dangers they can't see.

Resideo brings over 130 years of heritage in engineering together with the latest smart technology.

**For more information, visit**  
**[resideo.com](https://resideo.com)**



200 Berkshire Place  
Winnersh Triangle  
Berkshire RG41 5RD  
0300 130 1299  
[resideo.com](https://resideo.com)

© 2022 Resideo Technologies, Inc. All rights reserved.

The Honeywell Home trademark is used under license from Honeywell International Inc. These products are manufactured by Resideo Technologies, Inc. and its affiliates.

**Honeywell Home**