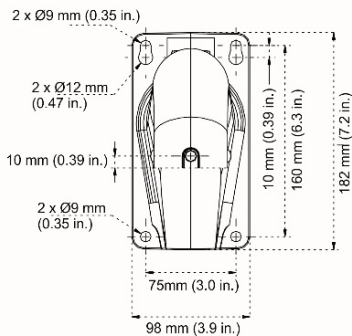
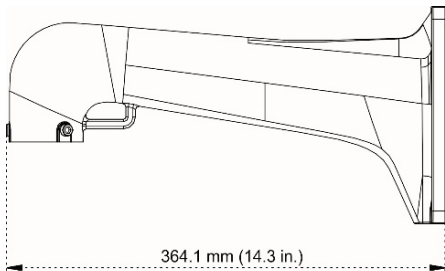


TruVision TVMI-WM Multi-imager Camera Wall Mount Bracket Installation Instructions

Description

Figure 1: Physical description

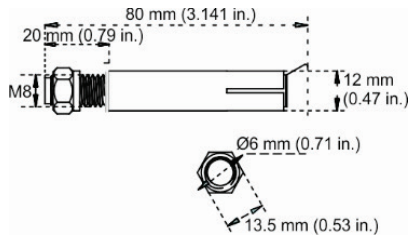
Dimensions: 364.1 mm × 182.0 mm (14.3" × 7.2")



Weight: 1400 g (3.09 lb.)

Supported camera: TVS-5101

Expansion anchors (4 pcs):



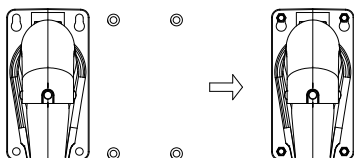
Hex head screws AM6×14 mm (2 pcs). Attached to the mount.



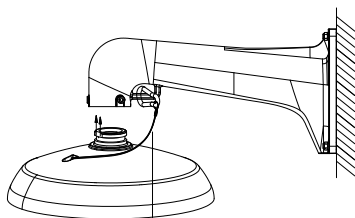
Installation

To attach the multi-image camera to the wall mount bracket:

1. Choose the appropriate location on the mounting surface. Use the wall mount to mark the holes for the expansion anchors and to also provide access for the cable harness prior to installing with the mount.
2. Drill holes in the mounting surface and install the four expansion anchors.
3. Place the wall mount on the four expansion anchors. Complete the installation using the nuts and washers that are provided with the anchor.

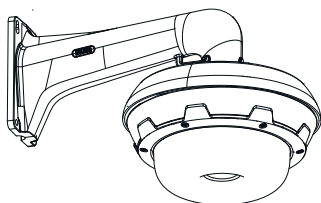


4. Route the cables through the wall mount.
5. Install the cup base on to the multi-imager camera wall mount by lining up the insert with the flat section of the cup base/post. Rotate the cup base 90 degrees. Tighten the two hex head locking screws using the hex wrench provided with the multi-imager camera. Clip the safety lanyard that is attached to the cup base to the wall mount.



Safety cable

6. Route the camera interconnect cables through the multi-imager camera. If you are not using all the features/cables, you may want to tuck them behind the adapter plate to keep them out of the way so they do not interfere when installing the camera on the wall mount.
7. To complete camera installation, refer to the installation instructions for the specific mount and camera.



Legal information

Copyright

© 2021 Carrier. All rights reserved. Specifications subject to change without prior notice.

Trademarks and patents

TruVision names and logos are a product brand of Aritech, a part of Carrier.

Certification



Contact information

EMEA: <https://firesecurityproducts.com>

Australian/New Zealand:

<https://firesecurityproducts.com.au/>

Product documentation

Please consult the following web link to retrieve the electronic version of the product documentation. The manuals are available in several languages.

