

Clarius®

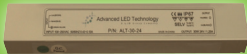


Clarius® Brackets

SMB1	DMB1	TMB1	PMB1	PMB2
				
<ul style="list-style-type: none"> • 'L' wall mount bracket for single illuminator • Compatible with all Clarius Infra-Red & White light illuminators • Allows up to 180 degrees rotation • Fully adjustable (left, right, up & down) • Stainless steel construction (black powder coated) 	<ul style="list-style-type: none"> • Dual illuminator mounting bracket compatible with all Clarius Infra-Red & White-Light illuminators • Doubles the angle of illumination • Increases illumination distance by a factor of 1.4x when using two equivalent illuminators • Mix-and-match illuminators (angle & distance) • Mix-and-match Infra-Red & White-Light illuminators for Hybrid models • Fully adjustable (left, right, up & down) • Includes IP67 rated junction box • Stainless steel construction (black powder coated) 	<ul style="list-style-type: none"> • Triple Illuminator mounting bracket compatible with all Clarius Infra-Red & White- Light illuminators • Triples the angle of illumination • Increases illumination distance by a factor of 1.7x when using three equivalent illuminators • Mix-and-match illuminators (angle & distance) • Mix-and-match Infra-Red & White-Light illuminators for Hybrid models • Fully adjustable (left, right, up & down) • Includes IP67 rated junction box • Stainless steel construction (black powder coated) 	<ul style="list-style-type: none"> • Single Pole mounting bracket compatible with all Clarius Infra-Red & White-Light illuminators including SMB1, DMB1 and TMB1 • Supplied with stainless steel straps to fit 7.5 to 20 cm diameter pole • Stainless steel construction 	<ul style="list-style-type: none"> • Double Pole mounting bracket compatible with all Clarius Infra-Red & White-Light illuminators including SMB1, DMB1 and TMB1 • Supplied with stainless steel straps to fit 7.5 to 20 cm diameter pole • Stainless steel construction

Clarius® Power Supply Units

The Clarius range of LED lighting Power Supply Units are IP67 rated, constant voltage designed to power the Clarius range of LED lighting products.

They are available in four power variants, providing enough power for multiple units as necessary.

MODEL	ALT-30-24	ALT-60-24	ALT-100-24	ALT-150-24
				
Power:	30W	60W	100W	150W
Output:	24V DC / 1.25A	24V DC / 2.5A	24V DC / 4.2A	24V DC / 6.25A
Input:	170-250V AC / 0.45A 50/60 Hz	170-250V AC / 0.85 A 50/60 Hz	170-250V AC / 1.25 A 50/60 Hz	170-250V AC / 1.25 A 50/60 Hz
Rating:	IP67	IP67	IP67	IP67
Dimensions	200 x 20 x 29mm L x W x H	150 x 44 x 63mm L x W x H	214 x 44 x 63mm L x W x H	214 x 44 x 63mm L x W x H

Please note GJD reserve the right to change the information within this document, without notice. **DSACC-31-08-15**

www.gjd.co.uk | info@gjd.co.uk | +44 (0) 1706 363 998

Unit 2 Birch Business Park, Whittle Lane, Greater Manchester, Lancashire, OL10 2SX



MODEL	DESCRIPTION	WAVELENGTH	POWER CONSUMPTION (W)	ALT-30-24 POWER UPTO	ALT-60-24 POWER UPTO	ALT-100-24 POWER UPTO	ALT-150-24 POWER UPTO
IS-8	Small PLUS	Infrared 850nm	15	x2	x3	x6	x9
IM-8	Medium PLUS	Infrared 850nm	26	x1	x2	x3	x5
IL-8	Long PLUS	Infrared 850nm	39	-	x1	x2	x3
IX-8	Extra Long PLUS	Infrared 850nm	52	-	-	x1	x2
IS-9	Small PLUS	Infrared 940nm	15	x2	x3	x6	x9
IM-9	Medium PLUS	Infrared 940nm	26	x1	x2	x3	x5
IL-9	Long PLUS	Infrared 940nm	39	-	x1	x2	x3
IX-9	Extra Long PLUS	Infrared 940nm	52	-	-	x1	x2
VS-CW	Small PLUS	White-Light	15	x2	x3	x6	x9
VM-CW	Medium PLUS	White-Light	26	x1	x2	x3	x5
VL-CW	Long PLUS	White-Light	39	-	x1	x2	x3
VX-CW	Extra Long PLUS	White-Light	52	-	-	x1	x2
IS-LT	Small LT	Infrared 850nm	12	x2	x3	x6	x9
IS-LT	Small LT	Infrared 850nm	12	x2	x3	x6	x9
IM-LT	Medium LT	Infrared 850nm	20	x1	x2	x3	x5
IM-LT	Medium LT	Infrared 850nm	20	x1	x2	x3	x5

